

Based on the best-selling keyboard method by *Kenneth Baker*.

# THE COMPLETE KEYBOARD PLAYER

## Musicals

A superb compilation of 14 hit songs arranged for all electronic keyboards.  
Includes suggested voices, fingering and lyrics, plus chord symbols and charts.



**INCLUDES:**

**BREAKING FREE**

**CABARET**

**CIRCLE OF LIFE**

**DEFYING GRAVITY**

**ELECTRICITY**

**(I'VE HAD) THE TIME OF MY LIFE**

**MAMMA MIA**

**YOU CAN'T STOP THE BEAT**

**YOU'RE THE ONE THAT I WANT**

**...PLUS MANY MORE!**

**DIRTY DANCING**

**(I've Had) The Time Of My Life**



Based on the best-selling keyboard method by *Kenneth Baker*.

# THE COMPLETE KEYBOARD PLAYER

# Musicals

**Breaking Free** *High School Musical* 4

**Cabaret** *Cabaret* 10

**Circle Of Life** *The Lion King* 12

**Defying Gravity** *Wicked* 7

**Electricity** *Billy Elliot* 14

**It's The Hard Knock Life** *Annie* 17

**(I've Had) The Time Of My Life** *Dirty Dancing* 27

**Let's Twist Again** *Dreamboats And Petticoats* 20

**Mamma Mia** *Mamma Mia* 22

**Supercalifragilisticexpialidocious** *Mary Poppins* 24

**Tell Me It's Not True** *Blood Brothers* 30

**Who Will Buy** *Oliver!* 32

**You Can't Stop The Beat** *Hairspray* 38

**You're The One That I Want** *Grease* 35



**Wise Publications**

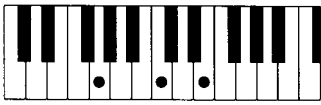
part of The Music Sales Group

London/New York/Paris/Sydney/Copenhagen/Berlin/Madrid/Tokyo

# Master Chord Chart

**C**

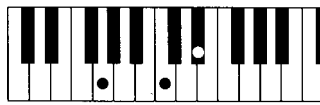
accompaniment section



5 2 1 fingering

**Cm**

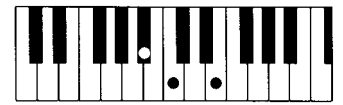
accompaniment section



5 2 1 fingering

**C7**

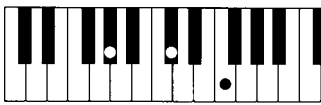
accompaniment section



3 2 1 fingering

**D<sub>b</sub>(C<sup>#</sup>)**

accompaniment section



4 2 1 fingering

**D<sub>b</sub>(C<sup>#</sup>)m**

accompaniment section



4 2 1 fingering

**D<sub>b</sub>(C<sup>#</sup>)7**

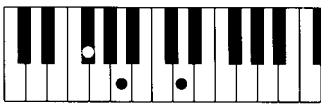
accompaniment section



5 3 2 1 fingering

**D**

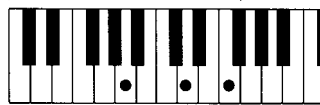
accompaniment section



5 3 1 fingering

**Dm**

accompaniment section



5 2 1 fingering

**D7**

accompaniment section



5 2 1 fingering

**E<sub>b</sub>(D<sup>#</sup>)**

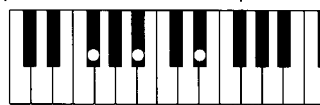
accompaniment section



5 3 1 fingering

**E<sub>b</sub>(D<sup>#</sup>)m**

accompaniment section



5 3 1 fingering

**E<sub>b</sub>(D<sup>#</sup>)7**

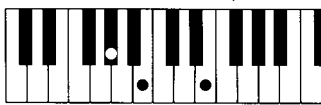
accompaniment section



5 2 1 fingering

**E**

accompaniment section



5 3 1 fingering

**Em**

accompaniment section



5 3 1 fingering

**E7**

accompaniment section



5 2 1 fingering

**F**

accompaniment section



4 2 1 fingering

**Fm**

accompaniment section



4 2 1 fingering

**F7**

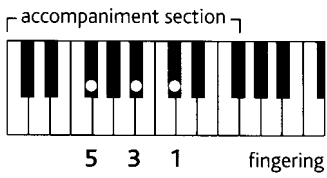
accompaniment section



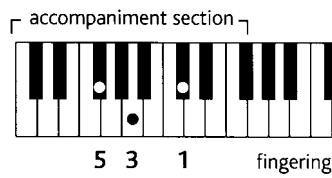
5 3 1 fingering

# Master Chord Chart

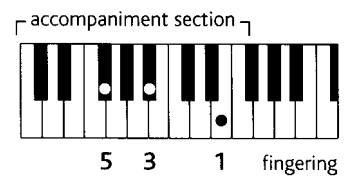
**G<sub>b</sub>(F#)**



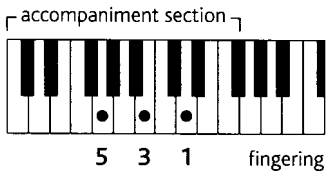
**G<sub>b</sub>(F#)m**



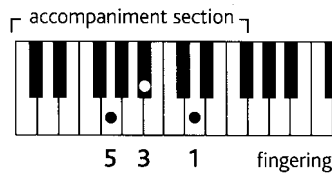
**G<sub>b</sub>(F#)7**



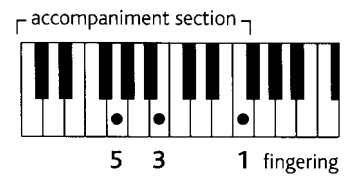
**G**



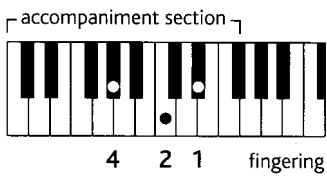
**Gm**



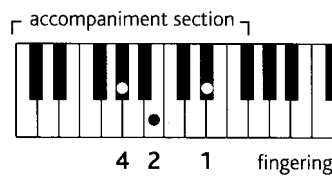
**G7**



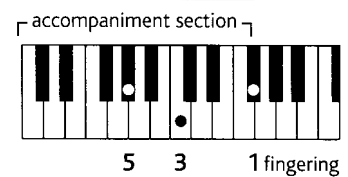
**A<sub>b</sub>(G#)**



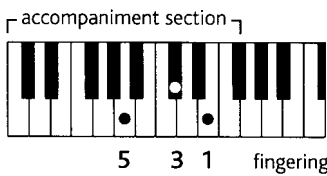
**A<sub>b</sub>(G#)m**



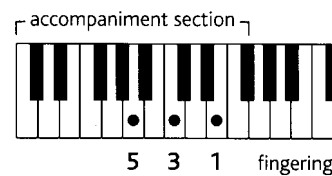
**A<sub>b</sub>(G#)7**



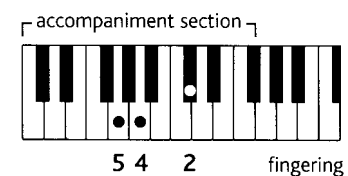
**A**



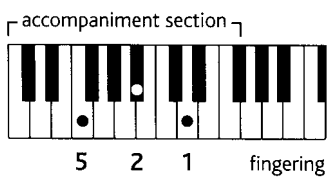
**Am**



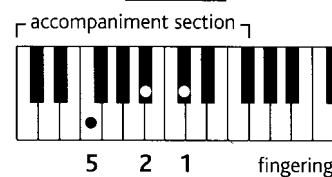
**A7**



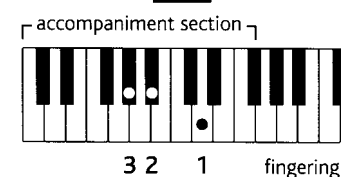
**B<sub>b</sub>**



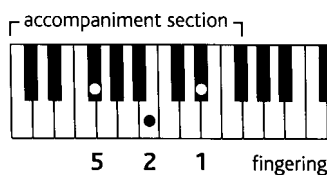
**B<sub>b</sub>m**



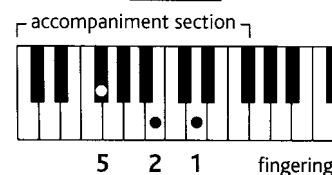
**B<sub>b</sub>7**



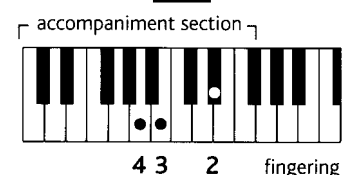
**B**



**Bm**



**B7**



# Breaking Free

Words & Music by Jamie Houston

**Cm**



**F**



**A<sub>b</sub>**



**E<sub>b</sub>**



**B<sub>b</sub>**



Voice: **Flute**  
Rhythm: **Rock 2**  
Tempo: ♩ = 120

**Cm**

**F**

We're soar - ing, \_\_\_\_\_ fly - ing. \_\_\_\_\_

**A<sub>b</sub>**

**E<sub>b</sub>**

**B<sub>b</sub>**

**Cm**

There's not a star in heav - en that we can't reach \_\_\_\_\_ if we're try

**F**

**A<sub>b</sub>**

- ing. \_\_\_\_\_ So we're break - ing free. \_\_\_\_\_

new hand position

**Cm**

thumb under

**F**

You know the world can see \_\_\_\_\_ us \_\_\_\_\_

**A<sub>b</sub>**

thumb under

**E<sub>b</sub>**

**B<sub>b</sub>**

in a way that's diff - 'rent than who \_\_\_\_\_ we are. \_\_\_\_\_

**Cm** **F** new hand position

Cre - at - ing space be - tween us till

**A<sub>b</sub>** **E<sub>b</sub>** **B<sub>b</sub>** **A<sub>b</sub>** new hand position

we're sep - 'rate hearts. But your faith, it gives

**F** **A<sub>b</sub>** new hand position

me strength, strength to be - lieve. We're

stretch **Cm** **F**

soar - ing, fly - ing.

**A<sub>b</sub>** **E<sub>b</sub>** **B<sub>b</sub>**

There's not a star in heav - en that we can't reach.

**Cm** **F**

if we're try - ing. Yeah, we're break -

**A<sub>b</sub>**

ing free. Yeah, we're break - ing free.

**Cm** **F**

Can you feel it build - ing

new hand position

**A<sub>b</sub>** thumb under

like a wave the ocean just can't control?

new hand position

**Cm** stretch

**F**

Con - nec - ted by a feel - ing, ooh, in our ver -

**A<sub>b</sub>** **E<sub>b</sub>** **B<sub>b</sub>**

- y souls, ver - y souls.

new hand position

**A<sub>b</sub>**

Ris - ing till it lifts us up so

**A<sub>b</sub>** new hand position

ev - 'ry one can see. We're

stretch

**Cm** **F** **A<sub>b</sub>**

soar - ing, fly - ing. There's not a star in heav -

**E<sub>b</sub>** **B<sub>b</sub>** **Cm**

- en that we can't reach if we're try -

**F** **A<sub>b</sub>**

- ing. Yeah, we're break - ing free. Yeah, we're break - ing free.



# Defying Gravity

Words & Music by Stephen Schwartz

**C**



**F**



**B $\flat$**



**Dm**



**G**



**Am**



Voice: **Electric piano**  
Rhythm: **16 Rock**  
Tempo: ♩ = 150

**C** **F**

2nd finger over stretch

1C 2B 1C 5G 3C 2B 1G

Some - thing has changed with - in me.

**C** **F** **C**

4C B C A G 1C 2B 1C

Some - thing is not the same. I'm through with

**F** **C** **F**

stretch new hand position stretch

5G 3C 2B 1G 5C B G 1C

play - ing by the rules of some - one el -

**B $\flat$**

new hand position stretch

D C 5F 4E 3C 2G

- se's game. Too late for sec - ond

**C** **B $\flat$**

new hand position

1F 5C 4F E C 5A

guess - ing, too late to go back to

**C** **Dm** new hand position **C**

— sleep. — It's time — to trust my in - stincts,

stretch **F** **G** new hand position

close my eyes: — and leap! — It's time — to try —

**Am** **F** **G**

— de - fy - - ing gra - vi - ty.

**Am** **F**

I think — I'll try — de - fy - - ing

**G**

gra - vi - ty. And you can't pull — me —

**C** **F**

down! (Can't I — make you un - der -

**C** **F**

- stand? You're hav - ing — de - lu - sions — of gran - deur!)

new hand position **F** stretch **C**

I'm through ac - cept - ing li - mits 'cause some - one says —

**F** **C** **F**

2nd finger over stretch

they're so. Some things I can - not change, but

**C** **F** **B $\flat$**  **C**

2nd finger over new hand position stretch

till I try, I'll nev - er know! Too long I've been

**C** **B $\flat$**  **C**

new hand position

a - fraid of los - ing love I guess I've lost.

**Dm** **C**

Well, if that's love, it comes at

**F** **G**

new hand position

much too high a cost! I'd soon - er buy

**Am** **F** **G**

de - fy - ing gra - vi - ty.

**Am** **F**

stretch

Kiss me good - bye, I'm de - fy - ing

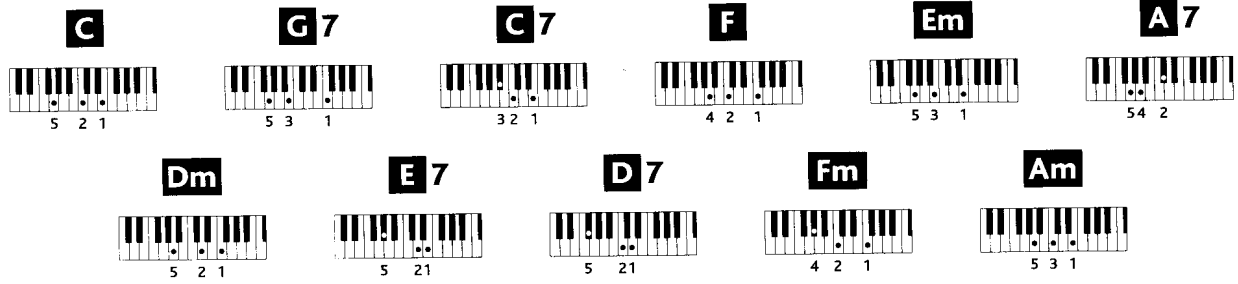
**G** **B $\flat$**

stretch

gra - vi - ty. And you can't pull me down!

# Cabaret

Words by Fred Ebb, Music by John Kander



Voice: **Clarinet**  
 Rhythm: **March**  
 Tempo: ♩ = 108

thumb under

1. What good is sit - ting a - lone in your room? —  
 2. Put down the knit - ting, the book and the broom; —

Come hear the mu - sic play. }  
 time for a ho - li - day. }

stretch

Life is a Ca - ba - ret, old chum, — come to the

1. Ca - ba - ret. — - ret. —  
 2. Come taste the

**Fm** **C** **Am**

stretch

2nd finger over

2nd finger over

wine, come hear the band. Come blow your horn start

**D7** **G7**

new hand position

2nd finger over

ce - le - bra - ting; right this way your ta - ble's wait - ing.

**C** **G7** **C** **G7** **C**

thumb under

3. No use per - mit - ting some pro - phet of doom to wipe ev - 'ry

**C7** **F**

new hand position

smile a - way. Life is a Ca - ba -

**Em** **A7** **F** **Em**

new hand position

- ret old chum, on - ly a Ca - ba - ret, old chum,

**A7** **F** **G7**

thumb under

so come to the Ca - ba

**C** **F** **G7** **C**

new hand position

thumb under

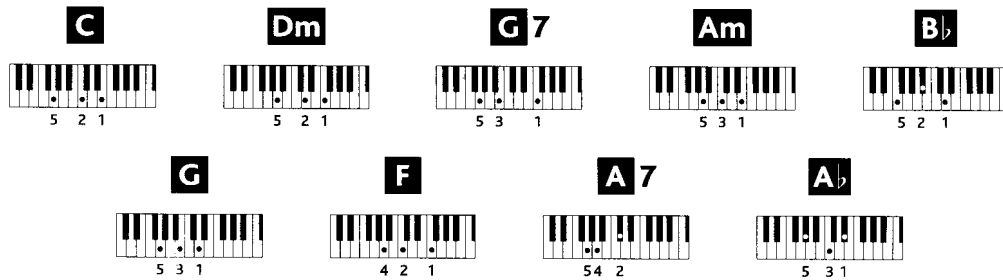
thumb under

thumb under

- ret!

# Circle Of Life

Music by Elton John, Words by Tim Rice



Voice: 12-String Guitar  
 Rhythm: Chicago Blues  
 Tempo: ♩ = 126

**C** **Dm**

1. From the day we ar - rive on the pla - net, and  
 2. Some of us fall by the way - side, and

**G7** **C**

blink - ing, step in - to the sun there's  
 some of us soar to the stars. And

**Am** **Dm**

more to be seen than can ev - er be seen more to  
 some of us sail through trou - bles, and

**B<sub>b</sub>** **G** **C**

do than can ev - er be done. Some say, "Eat, or be eat -  
 some have to live with the scars. There's far too much to take in

**Dm** **G** **C**

- en." Some say "Live and let live."  
 here, more to find than can ev - er be found. But  
 But the

**Am** **Dm** new hand position

all are a - greed, — as they join the stam - pede, — you should  
sun roll - ing high — through the sa - phi - re sky — keeps great and

**B<sub>b</sub>** **G7** **C** new hand position stretch new hand position stretch

nev - er take more than you give in the cir - cle of life. }  
small on the end - less — round, in the cir - cle of life. }

**B<sub>b</sub>** new hand position

It's the wheel of for - tune, — it's the leap of faith. —

**F** **G**

It's the band — of hope, —

**G7** **C** **A7** new hand position stretch

till we find our — place — on the path un - wind -

**Dm** **A<sub>b</sub>** **C**

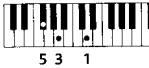
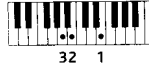


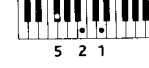









- ing, — in the cir - cle, —

**G7** **F** **C** new hand position stretch

the cir - cle of life.


# Electricity

Words by Lee Hall, Music by Elton John

<b>D</b>  5 3 1	<b>Esus4</b>  3 2 1	<b>E</b>  3 2 1	<b>Em</b>  5 3 1	<b>Bm</b>  5 2 1
<b>Gm</b>  5 3 1	<b>Asus4</b>  5 2 1	<b>A</b>  5 3 1	<b>Dm</b>  5 2 1	<b>B♭</b>  5 2 1
<b>F</b>  4 2 1	<b>G</b>  5 3 1	<b>C</b>  5 2 1	<b>B♭m</b>  5 2 1	


Voice: **Piano**  
Rhythm: **Pop rock**  
Tempo: ♩ = 90

stretch **D** stretch stretch stretch



I can't real - ly ex - plain it, I have - n't got the words. It's a

**Esus4 E Em**



feel - ing that you can't con - trol. I sup - pose it's like for - get - ting,

**Bm Gm**




los - ing who you are, but at the same time some - thing makes you

**Asus4 A Dm B♭ F** new hand position



whole. It's like that there's a mu - sic play - ing in your ear, and I'm

**Dm B♭ A** new hand position



list - 'ning, and I'm list - 'ning, and then I dis - ap - pear. And then I



**F** **Dm**

feel a change\_ like a fire\_ deep in - side.\_

**Gm** **F** **G** **C** new hand position

Some-thing burst - ing me wide o - pen im - pos - si - ble\_ to hide.\_ And

**F**

sud - den - ly I'm fly - ing, fly - ing like a bird,\_ like e - lec -

**Bb** **Bbm** new hand position

-tri - ci - ty,\_ e - lec - tri - ci - ty,\_ sparks in -

**F** **C** **F** stretch new hand position

-side of me.\_ And I'm free I'm free. It's a

**D** stretch

bit like be - ing an - gry,\_ it's a bit like be - ing scared,\_ con -

**Esus4** **E**

-fused and all mixed up\_ and mad as hell.\_ It's

**Em** **Bm**

like when you've been cry - ing and you're emp - ty and you're full. But I

**Gm** **Asus4** **A**

don't know what it is, it's hard to tell. It's

**Dm** **Bb** **F**

like that there's a mu - sic play - ing in your ear, but the

**Dm** **Bb** **A** new hand position

mu - sic is im - pos - si - ble, im - pos - si - ble to hear. But then I

**F** **Dm** stretch

feel it move me like a burn - ing deep in - side.

**Gm** **F** stretch **G** **C** new hand position

Some - thing burst - ing me wide o - pen im - pos - si - ble to hide. And

**F**

sud - den - ly I'm fly - ing, fly - ing like a bird, like e - lec -

**Bb** new hand position **Bbm**

- tri - ci - ty, e - lec - tri - ci - ty, sparks in -

**F** **C** **F**

- side of me. And I'm free I'm free.

# It's The Hard Knock Life

Words by Martin Charmin, Music by Charles Strouse

<b>G</b>  5 3 1	<b>Bm</b>  5 2 1	<b>C</b>  5 2 1	<b>D</b>  5 3 1	<b>Cm7</b>  3 2 1
<b>Bbm7</b>  5 3 2 1	<b>Am7</b>  5 3 2 1	<b>E</b>  3 2 1	<b>A</b>  5 3 1	<b>Bb</b>  5 2 1
<b>Am7</b>  5 4 2	<b>Gm7</b>  5 4 2	<b>Fm7</b>  5 3 2 1	<b>C#</b>  4 2 1	<b>F#</b>  5 3 1

Voice: **Trumpet**  
Rhythm: **March**  
Tempo: ♩ = 90

**G**

It's the hard - knock

**Bm** **C**

new hand position

life for us! It's the hard-knock life for us! 'Stead - a treat - ed,

**Bm** **C** **Bm** **D**

stretch

new hand position

we get tricked! 'Stead - a kiss - es, we get kicked! It's the hard-knock

**G**

new hand position

life! Got no folks to

**Bm** **C**

new hand position

speak of, so, it's the hard-knock row we hoe! Cot-ton blan - kets,

**Bm** **C** new hand position **Bm** **D**

'stead - a wool! Emp - ty bel - lies 'stead - a full! It's the hard-knock

**G**

life! Don't it

**Cm7**

feel like the wind is al - ways howl - ing? Don't it

**Bm7**

seem like there's nev - er an - y light? Once a

**Abm7**

day, don't you wan - na throw the towel in? It's

stretch **E** **A** **Bb** **A**

ea - si - er than put - ting up a fight.

**Bb** **A**

No one's

**Am7**

there when your dreams at night get creep - y! No one

**Gm7** new hand position

cares if you grow or if you shrink! No one

**Fm7**

dries when your eyes get wet and weep - y! From the

stretch **C#** **F#**

cry - ing you would think this place's a sink!

**D**

Oh! \_\_\_\_\_

**G** **Bm** **C**

Emp - ty bel - ly life! Rot - ten smell - y life!

**Bm** **C** new hand position **Bm** new hand position **D**

Full of sor-row life! No to-mor-row life! San - ta Claus we

**G** new hand position **Bm** **C** new hand position

nev - er see San - ta Claus, what's that? Who's he? No one cares for

**Bm** stretch **C** **Bm** **D** **G**

you a smidge when you're in an or - phan-age, it's the hard-knock life!

# Let's Twist Again

Words & Music by Kal Mann & Dave Appell

**G**



**Em**



**Am**



**D7**



**C**



Voice: **Alto Sax**  
Rhythm: **8th beat**  
Tempo:  $\text{♩} = 160$

**G**

Let's twist a - gain — like we did last

**Em**

sum - mer, — yeah, let's twist a - gain, —

**Am**

**D7**

like we did last year. —

**G**

Do you re - mem - ber when — things were real - ly

**Em**

hum - ming, — yeah let's twist a - gain, —

**Am**

**D7** **G** **C** **G** new hand position

twist - in' time is here. We go a -

**C**

round and a - round and a up and down we

**G** new hand position stretch **C**

go a - gain. Oh ba - by make me

**D7** new hand position

know you love me so and then: Let's

**G**

twist a - gain like we did last

**Em** **Am**

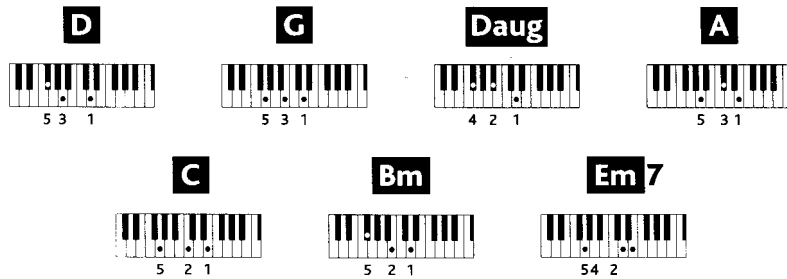
sum - mer, yeah let's twist a - gain

**D7** **G** **C** **G**

like we did last year.

# Mamma Mia

Words & Music by Benny Andersson, Stig Anderson & Björn Ulvaeus



Voice: **Trumpet**  
 Rhythm: **Pop Rock I**  
 Tempo: ♩ = 126

**D** stretch

I've been cheat-ed by you since I don't know when,

**G**

so I made up my mind it must come to an end.

**G** **D**

Look at me now,

**Daug** **D** **Daug** new hand position

will I ev - er learn? I don't know how, but I sud-den - ly lose

**G** **A** stretch

con - trol, there's a fire with - in my soul.

stretch **G** **D** **A** stretch **G** **D** stretch

Just one look and I can hear a bell ring, one more



**A** stretch

look and I for - get ev - 'ry - thing. — Oh, — oh, —

**D** new hand position

**G C G**

Mam - ma mi - a here I go a - gain, — my, my, how —

**D**

— can I re - sist you? Mam - ma mi - a, does it show a - gain, —

**G C G**

my, my, just — how much I've missed you? Yes — I've been bro -

**D** stretch

**A**

- ken heart - ed, blue — since the day — we part - ed.

**Bm** new hand position

**G C G**

Why, why, did — I ev - er let you go? — Mam - ma mi - a,

**Em7 A D**

**Bm**

now I real - ly know, my, my, I — could nev - er let you go. —

**G C G Em7 A**

**D** **Daug** **D** **Daug** *Repeat to fade*

# Supercalifragilisticexpialidocious

Words & Music by Richard M. Sherman & Robert B. Sherman

**B $\flat$**



**F**



**E $\flat$**



**C**



Voice: **Acoustic guitar**  
Rhythm: **16 Shuffle**  
Tempo:  $\bullet = 160$

**B $\flat$**




Su - per - ca - li - fra - gi - lis - tic - ex - pi - a - li - do - cious!

**F**



E - ven though the sound of it is some - thing quite a - tro - cious,

**B $\flat$**



if you say it loud e - nough, you'll al - ways sound pre - co - cious:

**E $\flat$**



Su - per - ca - li - fra - gi - lis - tic - ex - pi - a - li - do - cious!

**B $\flat$**

**F**

**B $\flat$**




Um, did - dle, did - dle, did - dle, um, did - dle, ay. Um, did - dle, did - dle, did - dle, um, did - dle, ay.

**F**

**B $\flat$**

**F**



Um, did - dle, did - dle, did - dle, um, did - dle, ay. Um, did - dle, did - dle, did - dle, um, did - dle, ay. Be -

**B $\flat$**

**F**

**B $\flat$**

**F**

**B<sub>b</sub>** **F**

- cause I was a - fraid to speak when I was just a lad. My

**B<sub>b</sub>**

fa - ther gave me nose a tweak and told me I was bad. But

**E<sub>b</sub>**

then one day I learned a word that saved me a - ching nose, The

**G** **F**

big - gest word I e - ver heard and this is how it goes: Oh,

**B<sub>b</sub>** **F**

su - per - ca - li - fra - gi - lis - tic - ex - pi - a - li - do - cious! E - ven though the sound of it is

**B<sub>b</sub>**

some - thing quite a - tro - cious, if you say it loud e - nough, you'll

**E<sub>b</sub>** **B<sub>b</sub>** **F** **B<sub>b</sub>**

al - ways sound pre - co - cious: Su - per - ca - li - fra - gi - lis - tic - ex - pi - a - li - do - cious!

**F** **B<sub>b</sub>** **F**

Um, did - dle, did - dle, did - dle, um, did - dle, ay. Um, did - dle, did - dle, did - dle, um, did - dle, ay.

**B<sub>b</sub>** **F** **B<sub>b</sub>** **F**

Um, did - dle, did - dle, did - dle, um, did - dle, ay. Um, did - dle, did - dle, did - dle, um, did - dle, ay. He

**B<sub>b</sub>** **F**

tra - velled all a - round the world and ev - 'ry where he went he'd

**B<sub>b</sub>**

use his word and all would say "There goes a cle - ver gent." When

**E<sub>b</sub>**

Dukes and ma - ha - ra - jas pass the time of day with me, I

**C** **F**

say me spe - cial word and then they ask me out to tea. Oh,

**B<sub>b</sub>** **F**

su - per - ca - li - fra - gi - lis - tic - ex - pi - a - li - do - cious! E - ven though the sound of it is

**B<sub>b</sub>**

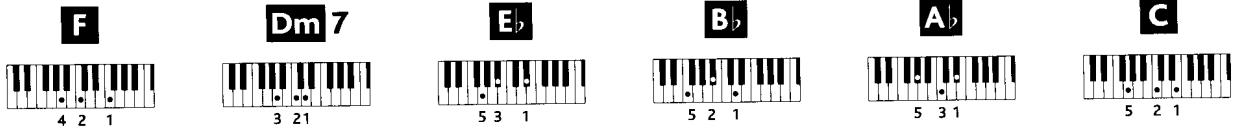
some - thing quite a - tro - cious, if you say it loud e - nough, you'll

**E<sub>b</sub>** **B<sub>b</sub>** **F** **B<sub>b</sub>**

al - ways sound pre - co - cious: Su - per - ca - li - fra - gi - lis - tic - ex - pi - a - li - do - cious!

# (I've Had) The Time Of My Life

Words & Music by Frankie Previte, John DeNicola & Donald Markowitz



Voice: **Clarinet**  
 Rhythm: **Ballad**  
 Tempo: ♩ = 92

new hand position

**F** **Dm7** **E<sub>b</sub>** new hand position

1C 4F 1 G A B<sub>b</sub> A G 1C

Now I've had the time of my life, no I

stretch

**F** new hand position **Dm7** new hand position

4B<sub>b</sub> A G F G F 1C 5G F 2G A

nev - er felt like this be - fore, yes I swear it's the

**E<sub>b</sub>** new hand position stretch

B<sub>b</sub> A G 1C 4B<sub>b</sub> C A G F G

truth, and I owe it all to you 'cause

**F** **Dm7** **E<sub>b</sub>** new hand position

F 1C G A B<sub>b</sub> A G 1C

I've had the time of my life, and I

stretch

**F** new hand position

4B<sub>b</sub> C A G F 2C D

owe it all to you. I've been

**E<sub>b</sub>**

wait - ing for so long, now I've fin - 'lly found some one to stand by

**F**

me. We saw the

**E<sub>b</sub>**

writ - ing on the wall as we felt this ma - gi - cal fan - ta -

**F**

- sy. Just re - mem - ber,

**B<sub>b</sub>**

**A<sub>b</sub>**

you're the one thing, I can't get e -

**B<sub>b</sub>**

- nough of. So I'll tell you some - thing,

**C**

**B<sub>b</sub>**

**C**

this could be love. Be - cause

**F** **Dm 7** **E<sub>b</sub>** stretch

I've had the time of my life, no I

stretch **F** new hand position **Dm 7** new hand position

nev - er felt this way be - fore, yes I swear it's the

**E<sub>b</sub>** new hand position stretch **F**

truth and I owe it all to you. I've

**Dm 7** **E<sub>b</sub>** new hand position stretch

had the time of my life no I nev - er felt this way be -

**F** new hand position **Dm 7** new hand position **E<sub>b</sub>** new hand position

- fore, yes I swear it's the truth and I

stretch **F** **Dm 7**

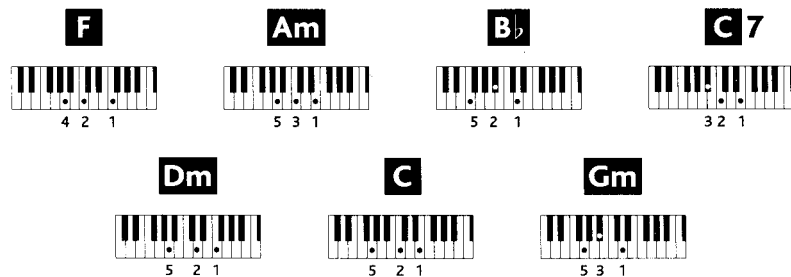
owe it all to you. I've had the time of my

**E<sub>b</sub>** new hand position **F**

life and I owe it all to you.

# Tell Me It's Not True

Words & Music by Willy Russell



Voice: **Flute**  
 Rhythm: **Pop Ballad**  
 Tempo: ♩ = 76

**F**    **Am**    **B<sub>b</sub>**    **C7** 2nd finger over    **F** stretch    **Am**

1. Tell me it's not true.    Say it's just a  
 3. Tell me it's not true.    Say I on - ly

**B<sub>b</sub>**    **C7**    **Am**    **B<sub>b</sub>**    **C7**

sto - ry.    Some - thing in the news.  
 dreamed it.    Morn - ing will come soon.

thumb under    **F**    **Am**    **B<sub>b</sub>**    **C7** 2nd finger over    **F** stretch    **Am**

Tell me it's not true,    though it's here be -  
 Tell me it's not true.    say you did - n't

**B<sub>b</sub>**    **C7**    new hand position    **Am**    **Dm**    **C**    **F**

- fore me.    Say it's just a dream,    say it's just a scene  
 mean it.    Say it's just pre - tend,    say it's just the end

new hand position    stretch    **B<sub>b</sub>**    **Gm**    stretch    **C7**

from an old mo - vie of years    a - go;  
 of an old mo - vie of years    a - go;



stretch

**Dm** **B<sub>b</sub>** **Gm** **C7** **B<sub>b</sub>** **C7** *Fine*

from an old mo - vie of Ma - ri - lyn Mon - roe.  
from an old mo - vie of Ma - ri - lyn Mon - roe.

new hand position

**F** **Am** **B<sub>b</sub>** **C7** 2nd finger over **F** stretch **Am**

2. Say it's just some clowns, two play - ers in the

**B<sub>b</sub>** **C7** **Am** **B<sub>b</sub>** **C7**

lime - light. And bring the cur - tain down.

thumb under

**F** **Am** **B<sub>b</sub>** **C7** 2nd finger over **F** stretch **Am**

Say it's just two clowns who could - n't get their

new hand position

**B<sub>b</sub>** **C7** **Am** **Dm** **C** **F** new hand position

lives right. Say it's just a show on the ra - di - o, that

stretch

**B<sub>b</sub>** **Gm** **C7** stretch

we can turn o - ver, and start a - gain; that

stretch

**Dm** **B<sub>b</sub>** **Gm** **C7** **B<sub>b</sub>** **C7** *D.C. al Fine*

we can turn o - ver, it's on - ly a game.

# Who Will Buy

Words & Music by Lionel Bart

<b>C#m</b>  4 2 1	<b>G#</b>  5 3 1	<b>F#m</b>  5 3 1	<b>B</b>  5 2 1
<b>E</b>  3 2 1	<b>G#m</b>  5 3 1	<b>D#m</b>  5 3 1	<b>A</b>  5 3 1

Voice: **Flute**  
Rhythm: **March**  
Tempo: ♩ = 150

**C#m**

Who will buy \_\_\_\_\_ this won - der - ful morn - ing? \_\_\_\_\_

stretch

Such \_\_\_\_\_ a sky you nev - er did see! \_\_\_\_\_

**G#**

**C#m**

Who \_\_\_\_\_ will tie it up with a rib - bon and

**F#m** **B** **E**

put it in a box for me? There'll nev - er

new hand position

**F#m** **B** **E** **F#m** **B**

be a day so sun - ny, \_\_\_\_\_ It could not hap - pen

**E** **G#m**

twice. Where is the man with all the

**D#m** **G#m** **G#**

mon - ey? — It's cheap at half the price!

new hand position **C#m**

Who — will buy this won - der - ful feel - ing? —

stretch **G#**

I'm — so high, I swear I could fly. —

**C#m**

Me, — oh my! I don't want to lose — it. So

**F#m** **B** new hand position **G#m** **C#m** stretch

what am I to do to keep the sky so blue? There

stretch **F#m** **A** **G#** stretch **C#m** new hand position

must be some - one who will buy. There'll nev - er

**F#m** **B** **E**

be a day so sun - ny, \_\_\_\_\_ it

**F#m** **B** **E** **G#m**

could not hap - pen twice. Where is the man with all the

**D#m** **G#m** **G#**

mon - ey? \_\_\_\_\_ It's cheap at half the price!

**C#m**

Who\_ will buy this won - der - ful feel - ing?\_ I'm\_ so high, I

**G#** **C#m**

swear I could fly. \_\_\_\_\_ Me, \_\_\_\_\_ oh my! I

**F#m** **B** new hand position

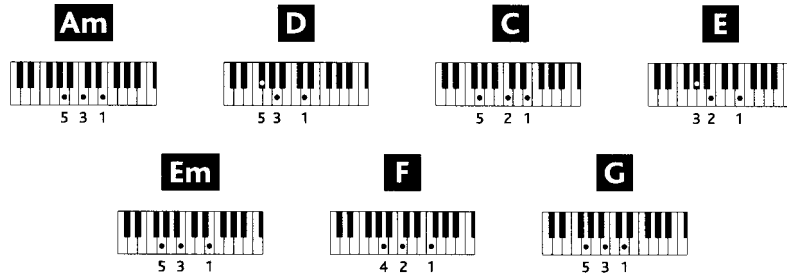
don't want to lose \_\_\_\_\_ it. So what am I to do to

**G#m** **C#m** **F#m** **G#** **C#m** stretch

keep the sky so blue? There must be some - one who will buy.

# You're The One That I Want

Words & Music by John Farrar



Voice: **Alto saxophone**  
 Rhythm: **Rock and roll**  
 Tempo: ♩ = 100

**Am**

I got chills, they're mul-ti-ply - ing. And I'm

**D** **C** **E**

los - ing con-trol. 'Cause the pow - er you're sup-ply-

**Am**

- ing, it's e - lec - tri - fy - ing! You bet-ter shape

**C** **Em** **Am**

up, 'cause I need a man and my heart is set on you..

**F** **C**

You bet - ter shape up. You bet - ter un -

**Em** **Am** new hand position 2nd finger over

- der - stand to my heart I must be true.

**F** stretch new hand position

Noth - ing left, noth - ing left for me to do. You're the

**C** **F**

one that I want, ooh, ooh, ooh. You're the

**C** **F**

one that I want, ooh, ooh, ooh. You're the

**C** new hand position **F**

one that I want, ooh, ooh, ooh. The one I need,

**G** **Am** new hand position

oh, yes in - deed. If you're

stretch **D**

filled with af - fec - tion, you're too shy to con - vey,

**C** **E** **Am**

me - di - tate in my di - rec - tion.

new hand position

Feel\_ your way\_ I bet-ter shape up, 'cause you need\_

**Em** **Am** stretch

\_ a man. I need a man who can keep\_ me sa-tis-fied\_

**F** **C**

I bet-ter shape up\_ if I'm gon-

**Em** **Am** new hand position 2nd finger over

- na prove. that my faith\_ is jus-ti-fied\_

**F** stretch new hand position

\_ Are you sure? Yes, I'm sure down deep in-side\_ You're the

**C** **F** **C**

one that I want,\_ ooh, ooh, ooh\_ You're the one that I want,\_

**F** **C**

ooh, ooh, ooh\_ You're the one that I want,\_

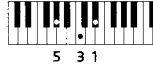
new hand position **F** **G** **C**

ooh, ooh, ooh. The one I need,\_ oh, yes in-deed\_

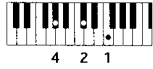
# You Can't Stop The Beat

Words & Music by Marc Shalman & Scott Wittman

**A<sub>b</sub>**



**D<sub>b</sub>**



**E<sub>b</sub>**



**Fm**



Voice: **Rock organ**  
Rhythm: **Blues rock**  
Tempo: ♩ = 160

**A<sub>b</sub>**



You can't stop an a - va - lanche as it ra - ces down the hill.



You can try to stop the sea - sons, girl, but you know



— you nev - er will. And you can try to stop my danc -

**E<sub>b</sub>**



- ing feet, but I just can - not stand still! 'Cause the world

**Fm**

**D<sub>b</sub>**



— keeps spin - ning 'round and 'round and my heart's



**Fm** **D<sub>b</sub>** **Fm**

— keep - ing time — to the speed — of sound. I was lost — till I heard the drums, —

**D<sub>b</sub>** **E<sub>b</sub> stretch** **stretch**

— then I found my way. — 'Cause you can't stop the beat. —

**A<sub>b</sub>** **D<sub>b</sub>** **A<sub>b</sub>** **D<sub>b</sub>**

— Ev - er since the whole world be - gan, — a wo - man

**A<sub>b</sub>** **D<sub>b</sub>** **A<sub>b</sub>** **D<sub>b</sub>**

found out if she shook it, she could shake up a man. — And so I'm

**A<sub>b</sub>** **D<sub>b</sub>** **A<sub>b</sub>** **D<sub>b</sub>** **E<sub>b</sub> stretch**

gon-na shake and shim-my it with all of my might to - day. — 'Cause

**stretch** **A<sub>b</sub>** **D<sub>b</sub>** **A<sub>b</sub>** **D<sub>b</sub>**

you can't stop the mo - tion of the o - cean or the sun in the sky. — You can won -

**A<sub>b</sub>** **D<sub>b</sub>** **A<sub>b</sub>** **D<sub>b</sub>** **A<sub>b</sub>** **D<sub>b</sub>**

- der, if you wan-na, but I nev - er ask why. And you can try to hold me down, but I'll

**A<sub>b</sub>** **D<sub>b</sub>** **E<sub>b</sub> stretch** **stretch** **A<sub>b</sub>**

spit in your eye — and say — that you can't stop the beat! —

Published by  
**Wise Publications**  
14-15 Berners Street, London W1T 3LJ, UK.

Exclusive Distributors:  
**Music Sales Limited**  
Distribution Centre, Newmarket Road,  
Bury St Edmunds, Suffolk IP33 3YB, UK.  
**Music Sales Pty Limited**  
20 Resolution Drive, Caringbah, NSW 2229, Australia.

This book © Copyright 2009 Wise Publications,  
a division of Music Sales Limited.  
Order No. AM998965  
ISBN 978-1-84938-302-8

Unauthorised reproduction of any part of this publication by any  
means including photocopying is an infringement of copyright.

Edited by Jenni Wheeler.  
Music processed by Paul Ewers Music Design.  
Printed in the EU.

#### **Your Guarantee of Quality**

As publishers, we strive to produce every book  
to the highest commercial standards.

This book has been carefully designed to minimise awkward  
page turns and to make playing from it a real pleasure.

Particular care has been given to specifying acid-free, neutral-sized paper  
made from pulps which have not been elemental chlorine bleached.

This pulp is from farmed sustainable forests and was produced with special  
regard for the environment. Throughout, the printing and binding have been  
planned to ensure a sturdy, attractive publication which should give years of enjoyment.

If your copy fails to meet our high standards, please inform us and  
we will gladly replace it.

[www.musicsales.com](http://www.musicsales.com)



Arranged for *all* electronic keyboards.

# THE COMPLETE KEYBOARD PLAYER

14 popular show tunes specially arranged for all electronic keyboards,  
complete with lyrics, fingering and chord symbols.  
Each song includes a suggested voice, rhythm and tempo.

**BREAKING FREE HIGH SCHOOL MUSICAL**

**CABARET CABARET**

**CIRCLE OF LIFE THE LION KING**

**DEFYING GRAVITY WICKED**

**ELECTRICITY BILLY ELLIOT**

**IT'S THE HARD KNOCK LIFE ANNIE**

**(I'VE HAD) THE TIME OF MY LIFE DIRTY DANCING**

**LET'S TWIST AGAIN DREAMBOATS AND PETTICOATS**

**MAMMA MIA MAMMA MIA**

**SUPERCALIFRAGILISTICEXPIALIDOCIOUS MARY POPPINS**

**TELL ME IT'S NOT TRUE BLOOD BROTHERS**

**WHO WILL BUY OLIVER!**

**YOU CAN'T STOP THE BEAT HAIRSPRAY**

**YOU'RE THE ONE THAT I WANT GREASE**

photo courtesy of aka.



Wise Publications  
part of The Music Sales Group

AM998965

www.musicsales.com

ISBN 978-1-84938-302-8



9 781849 383028