



Leave
this strip
whole:




Cut these
cards out:



Leave
this strip
whole:



Cut these
cards out:




Instructions: print both pages on cardstock and laminate. Cut out long strips, leaving them whole. Then cut out individual cards.

Give the child one strip and help them identify the objects in order. Then ask, "What comes next?" and show them the remaining objects. Let them put the rest of the objects in order in the blank squares.


It can be a really big help to say the words out loud, and then pause at first missing picture, like this: "Apple, orange, fruit basket. Apple, orange, ..." The child will usually jump in and say the missing object.

Set 2 is slightly harder than Set 1, because it's missing four objects instead of three.


Leave
this strip
whole:



Cut these
cards out:



Leave
this strip
whole:



Cut these
cards out:

