

Prénom : _____

Refais les motifs sur les points



•	•	•	•	•	•
•	•	•	•	•	•
•	•	•	•	•	•

A 3x6 grid of dots. A red cross is drawn, connecting the dots at (1,2), (2,2), (3,2), (1,1), (2,1), (3,1), (1,3), (2,3), and (3,3) in a 0-indexed coordinate system.

•	•	•	•	•	•
•	•	•	•	•	•
•	•	•	•	•	•

A 3x6 grid of dots. A red square is drawn, connecting the dots at (1,1), (2,1), (3,1), (1,2), (2,2), (3,2), (1,3), (2,3), and (3,3).

•	•	•	•	•	•
•	•	•	•	•	•
•	•	•	•	•	•

A 3x6 grid of dots. A red shape is drawn, consisting of a square on the left and a smaller square on the right, connected at the bottom. The dots at (1,1), (2,1), (3,1), (1,2), (2,2), (3,2), (1,3), (2,3), (3,3), (1,4), (2,4), and (3,4) are connected.

•	•	•	•	•	•
•	•	•	•	•	•
•	•	•	•	•	•

A 3x6 grid of dots. A red shape is drawn, consisting of a square on the left and a smaller square on the right, connected at the top. The dots at (1,1), (2,1), (3,1), (1,2), (2,2), (3,2), (1,3), (2,3), (3,3), (1,4), (2,4), and (3,4) are connected.

•	•	•	•	•	•
•	•	•	•	•	•
•	•	•	•	•	•

A 3x6 grid of dots. A red letter 'M' is drawn, connecting the dots at (1,1), (2,1), (3,1), (1,2), (2,2), (3,2), (1,3), (2,3), (3,3), (1,4), (2,4), and (3,4).

•	•	•	•	•	•
•	•	•	•	•	•
•	•	•	•	•	•

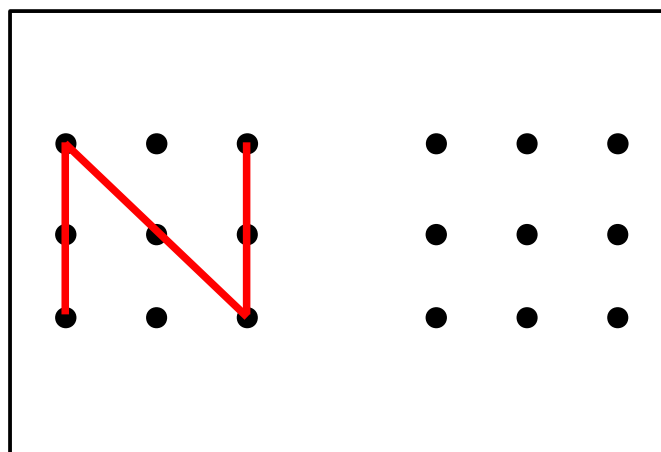
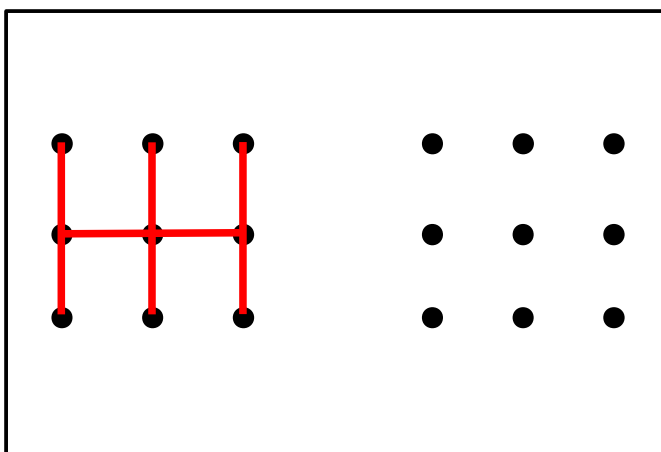
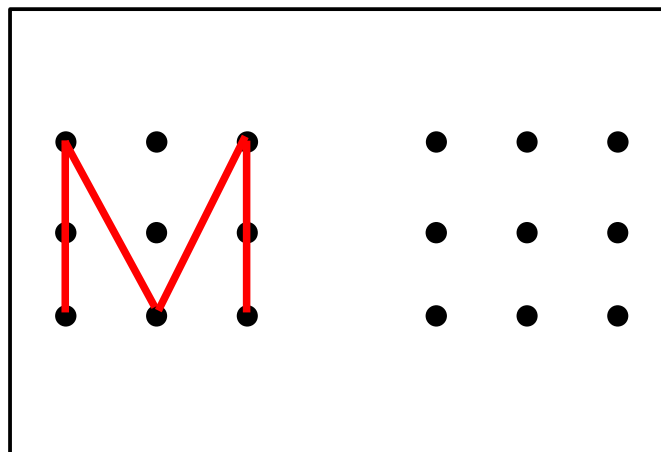
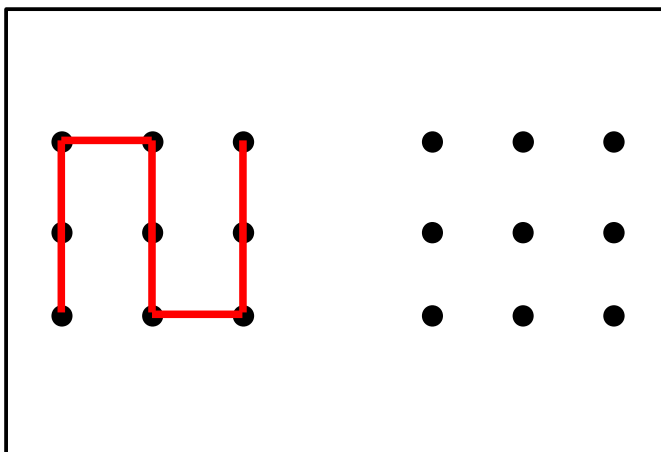
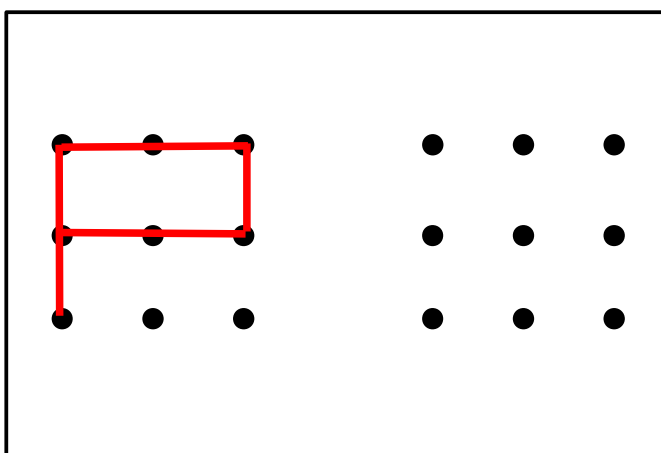
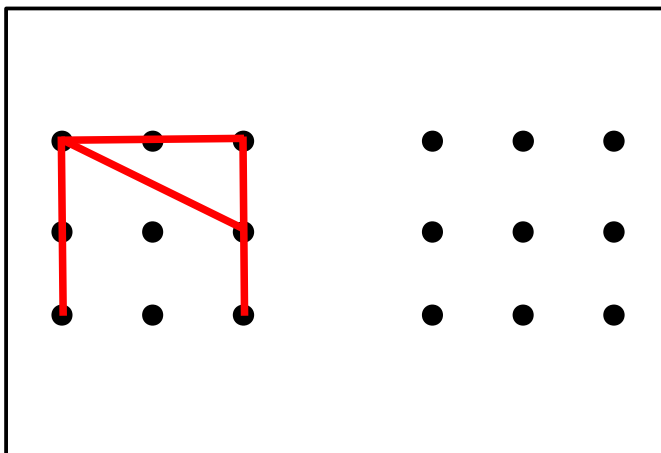
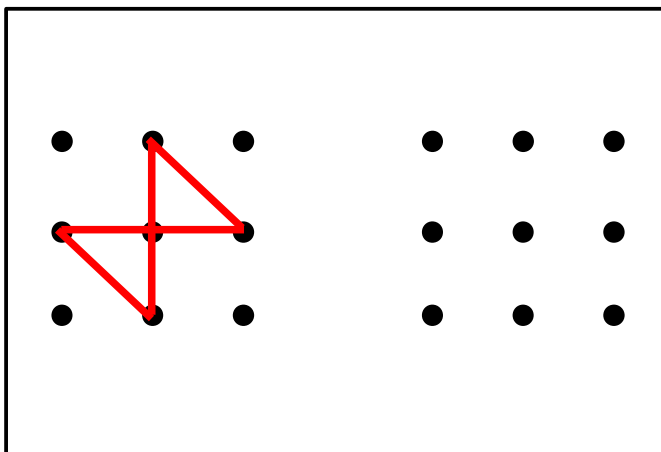
A 3x6 grid of dots. Three vertical red lines are drawn, connecting the dots at (1,1), (2,1), (3,1), (1,2), (2,2), (3,2), (1,3), (2,3), (3,3).

•	•	•	•	•	•
•	•	•	•	•	•
•	•	•	•	•	•

A 3x6 grid of dots. A red 'X' shape is drawn, connecting the dots at (1,1), (2,1), (3,1), (1,2), (2,2), (3,2), (1,3), (2,3), (3,3), (1,4), (2,4), (3,4).

Prénom : _____

Refais les motifs sur les points



Prénom : _____

Refais les motifs sur les points



--	--

--	--

--	--

--	--


--	--

--	--

--	--

Prénom : _____

Refais les motifs sur les points



--	--

--	--

--	--

--	--

--	--

--	--

--	--