

The Best of
Dionne Warwick

Twelve Great Songs Arranged For Piano, Voice And Guitar



The Best of
Dionne Warwick

**This publication is not authorised for
sale in the United States of America
and/or Canada.**

Wise Publications

LONDON • NEW YORK • PARIS • SYDNEY • COPENHAGEN • MADRID

Exclusive Distributors:

Music Sales Limited
8/9 Frith Street,
London W1V 5TZ, England.

Music Sales Pty Limited
120 Rothschild Avenue,
Rosebery, NSW 2018,
Australia.

Order No. AM943921
ISBN 0-7119-6571-4
This book © Copyright 1997 by Wise Publications

Unauthorised reproduction of any part of this publication by any means including photocopying is an infringement of copyright.

Book design by
James Graham at Currell Graphics

Photographs courtesy of:
London Features International

Printed in the United Kingdom by
Halstan & Co. Ltd., Amersham, Bucks.

Your Guarantee of Quality

As publishers, we strive to produce every book to the highest commercial standards.

This book has been carefully designed to minimise awkward page turns and to make playing from it a real pleasure. Particular care has been given to specifying acid-free, neutral-sized paper made from pulps which have not been elemental chlorine bleached. This pulp is from farmed sustainable forests and was produced with special regard for the environment.

Throughout, the printing and binding have been planned to ensure a sturdy, attractive publication which should give years of enjoyment. If your copy fails to meet our high standards, please inform us and we will gladly replace it.

Music Sales' complete catalogue describes thousands of titles and is available in full colour sections by subject, direct from Music Sales Limited. Please state your areas of interest and send a cheque/postal order for £1.50 for postage to: Music Sales Limited, Newmarket Road, Bury St. Edmunds, Suffolk IP33 3YB.

Visit the Internet Music Shop at
<http://www.musicsales.co.uk>

Contents

Alfie 4

Anyone Who Had A Heart 8

Do You Know The Way To San Jose 13

Heartbreaker 20

I Just Don't Know What To Do With Myself 30

I Say A Little Prayer 25

Promises Promises 60

(There's) Always Something There To Remind Me 34

(They Long To Be) Close To You 40

Walk On By 44

What The World Needs Now Is Love 50

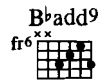
You'll Never Get To Heaven (If You Break My Heart) 54

Alfie

Music by Burt Bacharach
Lyric by Hal David

© Copyright 1966
Famous Music Corporation, USA.
All Rights Reserved.
International Copyright Secured.

Very slowly, rubato



What's it all a - bout, Al - fie? Is it



just for the mo - ment we live? What's it



all a - bout when you sort it out, Al - fie?

Cm7 /F B^bdim Cm7/F

Are we meant to take more than we give, or are we meant to be kind?—

F13 F9(#5) B^badd9 Cm7/F

— And if on - ly fools are kind, Al - fie, — then I

B^bmaj7 B^bmaj13 Dm7 G7 Cm9 Cm7

guess it is wise to be cruel. And if life be - longs — on - ly to the strong, —

f *mf*

Dm7 Gm7 Cm7 /F B^bdim

— Al - fie, — what will you lend on an old gold - en rule? As

mp

Am7 Db6/C Gm7/C

sure as I be - lieve there's a hea - ven a -

Am7 Gm7/C Am7

bove, Al - fie, I know there's some - thing much

f *mp*

Db6/C Gm7/C Cm7/F F9 F13 F9

more. Some - thing ev - en non - be - liev - ers can be - lieve in.

p

Bbadd9 Cm7/F Em7(b5) Eb9

I be - lieve in love, Al - fie. With - out true love we just ex -

mf

Dm7
xx0

Gm7
fr3

Em7(b5)

Eb9
xx0

ist, Al - fie. Un - til you find the love you've

missed you're no - thing, Al - fie. When you walk let your heart

lead the way and you'll find love a - ny day,

Al - fie, Al - fie.

Bb7(b9)

Cm9

Cm7

Bb7(b9)

Bbmaj9

Bb

dim. poco a poco

Red.

Red.

Anyone Who Had A Heart

Words by Hal David
Music by Burt Bacharach

© Copyright 1963 by U.S. Songs
Incorporated, New York, USA.
Carlin Music Corporation, Iron Bridge House,
3 Bridge Approach, London NW1 for the terri-

tory of the United Kingdom of Great Britain
& Northern Ireland, Eire, British Colonies,
Overseas Territories and Dependencies
(excluding Canada, Australia &

New Zealand) and also excluding
South Africa and Greece.
All Rights Reserved.
International Copyright Secured.

Very Slow


The musical score is presented in three systems. Each system includes a vocal line with lyrics, a piano accompaniment with triplets, and guitar chord diagrams. The key signature is B-flat major (two flats) and the time signature is 4/4. The tempo is marked 'Very Slow'. The lyrics are: 'An-y-one who ev-er loved — could look at me — and know that I love you, An-y-one who ev-er dreamed — could look at me — and know I dream of you, — Know-ing I love you so. An - y - one who had a heart would'. The guitar chords are: Am, Am7, Fmaj7, Bb(sus), Bb, Am, Am7, Fmaj7, Bb(sus), Bb, F, Eb, Ab, Cm7.

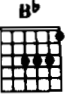

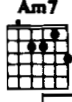
take me in his arms and love me

too. You could - n't real - ly have a heart and


hurt me like you hurt me and be so un -

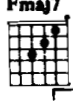
true. What am I to do? Ev-'ry time you go a - way, I al-ways say

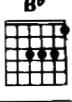
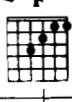




this time it's good-bye, dear. Lov-ing you the way I do, I take you back;

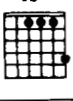
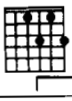












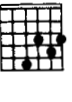
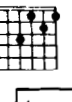
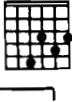
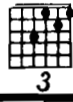
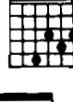
With-out you I'd die, dear. Know-ing I love you







so. An-y-one who had a heart would



take me in his arms and love me



A^b **Cm7**

too. You could - n't real - ly have a heart and

D^b **E^b** **D^b** **E^b** **D^b** **E^b** **D^b** **E^b** **D^b** **E^b**

hurt me like you hurt me and be so un -

1. A^b **C** **2. A^b** **F**

true. What am I to do? true. you. An - y - one who had a heart would love me

A^b **F** **D^b maj7** **Cm7** **D^b maj7** **Cm7** **D^b**

too. An - y - one who had a heart would sure - ly take me in his arms and al - ways

love me, Why won't you? — An - y - one who had a heart would love me

too. — An - y - one who had a heart would sure - ly

fade out

take me — in his arms and — al - ways love me, — Why won't

Do You Know The Way To San Jose

Words by Hal David
Music by Burt Bacharach

© Copyright 1967 & 1968
New Hidden Valley Music Company and
Jac Music Company Incorporated, USA.
MCA Music Limited, 77 Fulham Palace Road,
London W6 (50%)

Windswept Pacific Music Limited, 27
Queensdale Place, London W11 (50%).
All Rights Reserved.
International Copyright Secured.

Moderato

First system of piano introduction. Treble clef, 4/4 time. Bass clef accompaniment with accents and dynamics: sfz, sfz, sfz, sfz, mf, mp.

Second system of piano introduction. Treble clef, 4/4 time. Bass clef accompaniment with accents and dynamics: sfz, sfz, sfz, sfz, mf, mp. Includes guitar chord diagrams for C, F6, and C.

Vocal line, first system. Lyrics: 1. Do you know the way to San— Jo - se? I've been a - way so
(Verse 2 see block lyric)

First system of piano accompaniment for the vocal line. Treble clef, 4/4 time. Bass clef accompaniment. Dynamics: mp. Includes guitar chord diagrams for G7sus4, G7, and C.




Vocal line, second system. Lyrics: long, I— may go wrong and lose— my way. Do you know the

Second system of piano accompaniment for the vocal line. Treble clef, 4/4 time. Bass clef accompaniment. Includes a right-hand (R.H.) annotation.


F6  C  G7sus4 




way to San— Jo - se? I'm go - ing back to find some— peace of




G7  Em7  Am7 




mind in San— Jo - se. L. A. is a great— big free - way.




Em7  Am7  Em 

Put a hun - dred down— and buy— a car.—



C#m7(b5)  Dm7/C  G/B 

In a week, may - be two, they'll make— you a star.



Dm7



G



Weeks turn in - to years, how quick— they pass, — and all the stars—

— that ne - ver were — are park - ing cars — and pump - ing gas. —



1.

2.




I've got lots of

friends in San — Jo - se.

F6  C 


Do you know the way to San— Jo - se?




mf






mp


mf



G^b6  D^bmaj7 fr4  D^bmaj9 fr3 



G^b6  A^b13 fr4  N.C.



Fm7



Bbm7



Fm7



L. A. is a great— big free - way. Put a hun-dred down-

Bbm7



Fm



Dm7(b5)



— and buy— a car. In a week, may - be

Ebm7/Db



A^b/C



Ebm7



two, they'll make— you a star. Weeks turn in - to

A^b



years, how quick— they pass, — and all the stars— that ne - ver were—

are park - ing cars and pump - ing gas.

mp

sfz sfz sfz

Db fr4

Gb6

Db fr4

I've got lots of friends in San - Jo - se.

mp

mf

mp

Gb6

Db fr4

Do you know the way to San - Jo - se?

mf

mp

Gb6

Can't wait to get back to San - Jo - se.

Db
fr4

N.C.

mf *mp* *dim. poco a poco*

Repeat to fade

Verse 2:

You can really breathe in San Jose.
 They've got a lot of space,
 There'll be a place where I can stay.
 I was born and raised in San Jose.
 I'm going back to find
 Some peace of mind in San Jose.
 Fame and fortune is a magnet,
 It can pull you far away from home.
 With a dream in your heart, you're never alone.
 Dreams turn into dust and blow away;
 And there you are without a friend,
 You pack your car and ride away.

Heartbreaker

Words & Music by Barry Gibb,
Robin Gibb & Maurice Gibb

© Copyright 1982 Gibb Brothers Music.
All Rights Reserved.
International Copyright Secured.

Moderate Rock

Musical notation for the first system of 'Heartbreaker'. It consists of a grand staff with a treble clef and a bass clef. The key signature has one flat (Bb). The time signature is 4/4. The first measure is marked with a forte (*f*) dynamic. The second measure is marked with a mezzo-piano (*mp*) dynamic. The third measure is marked with a mezzo-forte (*mf*) dynamic. A 'Ped.' (pedal) marking is present under the first two measures.

Musical notation for the second system of 'Heartbreaker'. It consists of a grand staff with a treble clef and a bass clef. The key signature has one flat (Bb). The time signature is 4/4. The first measure is marked with a forte (*f*) dynamic. The second measure is marked with a mezzo-piano (*mp*) dynamic. A 'Ped.' (pedal) marking is present under the first two measures.






Musical notation for the third system of 'Heartbreaker'. It includes a vocal line and piano accompaniment. The key signature has one flat (Bb). The time signature is 4/4. The vocal line starts with the lyrics: "I have to say it and it's get to the morn-ing and you". The piano accompaniment is marked with mezzo-forte (*mf*) and piano (*p*). A chord diagram for Bb is shown above the vocal line.

Musical notation for the fourth system of 'Heartbreaker'. It includes a vocal line and piano accompaniment. The key signature has one flat (Bb). The time signature is 4/4. The vocal line continues with the lyrics: "hard nev - er call, — love you got me cry - in' like I thought I would nev - er be. should be ev - ry - thing or not at all. —". A chord diagram for Gm is shown above the vocal line.


Cm7  1 **F** 





Love is be - liev - in' but you let me down, how can I love you when you ain't a - round. And I —
 And it don't mat - ter what ev - er you do, —




F  **Dm**  **Gm**  **Dm**  **Gm** 





I made a life... out of lov - in you. — On - ly to find... an - y dream that I fol - low is




Dm  **Cm7**  **Dm**  **Gm** 





dy - in'. I'm cry - in' in the rain. — I could be search - in' my world




Dm  **Gm**  **Dm**  **Ebmaj7**  *Ped.*

for a love... ev - er las - ting. Feel - ing no pain when will —



Ebm(+7)  **Bb**  **Cm**  **F** 

we meet... a - gain. — Why do you have to be a Heart Brea - ker, —
 Why do you have to be a Heart Brea - ker. —



Dm **Eb** **F** **Dm** **Gm**

Is it a les - son that I nev - er knew. Got to get out of the spell.
 When I was be - in' what you want me to be. Sud - den - ly ev - ry thing I

Ped.

Dm **Gm** **Eb** **Dm** **F**

that I'm un - der, My love for you.
 ev - er want - ed has passed me by.

To Coda

Ped.

Cm7 **Bb**

This world may end. Not you and I

p


My love is strong - er than the u - ni - verse, my

mp *mf*


Gm  **Cm7** 






soul is cry - in' for you and that can - not be re - versed. You made the rules and




F 



you could not see, — you made a life — out of hurt - in' me. —



Dm  **Gm**  **Dm**  **Gm**  **Dm7** 


Out of my mind — I am held — by the pow - er of you love. Tell me



Ebmaj7  **Ebm(+7)** 

when do we try, — why should — we say — good - bye. — Ye Ye

D.S. al Coda (2nd Verse)



CODA

Dm

Gm

Dm

C

Bb

Oh

f *p* *mf*

Ped.

G9sus

C

Dm

G

Oh Oh Oh Oh Oh

Why do you have to be a Heart Brea - ker...
Why do you have to be a Heart Brea - ker...

(mf)

Em

F

G

Em

Am

Is it a les - son that I nev - er learn - ed. Sud - den - ly ev - ry - thing I
When I was be - in' what you want me to be. Sud - den - ly ev - ry - thing I

Em

Am

F

Em

G

Repeat and Fade

ev - er want - ed, my love for you. Wo Wo Wo Wo Wo Wo
ev - er want - ed, has passed me by.

p

Ped.

I Say A Little Prayer

Words by Hal David
Music by Burt Bacharach

© Copyright 1966
Blue Seas Music Incorporated
& Casa David Music Incorporated, USA.

MCA Music Limited, 77 Fulham Palace Road,
London W6 (50%)
Windswept Pacific Music Limited,
27 Queensdale Place, London W11 (50%).

All Rights Reserved.
International Copyright Secured.

Medium tempo

The musical score is presented in a piano-vocal format. It begins with a piano introduction in 4/4 time, marked 'Medium tempo'. The key signature is F# major (three sharps). The piano part features a steady bass line and chords in the right hand. Chord diagrams are provided for F#m, Bm7, E, A, D, and C#7. The vocal line enters in the second measure. The lyrics are: '1. The mo - ment I wake up, be - fore - I put on my make - up, I say a lit - tle prayer for you.' The score includes a dynamic marking of *p* (piano) and a right-hand fingering instruction 'R.H.' with an arrow pointing to the piano accompaniment. The piece concludes with a final chord in the piano part.

C#7 F#m7 Bm7

While comb - ing my hair now,

R.H.

E A

and won - d'ring what dress to wear now, I

D C#7

say a lit - tle prayer for you. For -

D E9 C#m7 F#m7 G6 A A9

ev - er, for - ev - er you'll stay in my heart and I will love you for -

ev - er and ev - er we nev - er will part, oh

how I'll love you, to - geth - er, to - geth - er, that's

how it must be. To live with - out you would

1. Smoothly

on - ly mean heart - break for me.

mf

Red.

2. Smoothly

C#
xx0000

F#m7
xx0233

me. My dar - ling be -

mf *p* R.H.

Bm7
xx0212

D/E
xx0232

lieve me, for me there is no one

mp

Amaj7
xx0202

E⁹sus⁴
xx0200

but you. Please love me

Amaj7
xx0202

E⁹sus⁴
xx0200

too. I'm in love with

The musical score is written in E major (three sharps) and consists of three systems. Each system includes a vocal line, a piano accompaniment, and guitar chord diagrams.

- System 1:**
 - Chords:** Amaj7, E⁹sus4, Amaj7.
 - Vocal Line:** "you. An- swer my prayer."
 - Piano:** Features a steady bass line and chords in the right hand. Triplet markings (3) are present over the vocal line and piano accompaniment.
- System 2:**
 - Chords:** E⁹sus4, Amaj7.
 - Vocal Line:** "Say you love me too."
 - Piano:** Continues the accompaniment. A dynamic marking of *dim. poco a poco* is placed below the piano part.
- System 3:**
 - Chords:** E⁹sus4, Amaj⁹.
 - Piano:** The piano part concludes with a *rall.* (rallentando) and *pp* (pianissimo) marking.

Verse 2:
 I run for the bus, dear;
 While riding, I think of us dear.
 I say a little prayer for you.
 At work I just take time,
 And all through my coffee break time
 I say a little prayer for you.

Forever, forever, etc.

I Just Don't Know What To Do With Myself

Words by Hal David
Music by Burt Bacharach

© Copyright 1962 New Hidden Valley
Music Company & Casa David Music
Incorporated, USA.

MCA Music Limited, 77 Fulham Palace Road,
London W6 (50%)
Windswept Pacific Music Limited,
27 Queensdale Place, London W11 (50%).

All Rights Reserved.
International Copyright Secured.

Medium slow

The musical score is written in 4/4 time with a key signature of three sharps (F#, C#, G#). It features a vocal line and a piano accompaniment. The piano part consists of a steady bass line and a more active treble line. Chord diagrams for guitar are provided above the vocal line.

F# B F# B

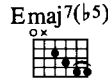
1. I just don't know what to do with my - self. Don't know
 (Verse 2 see block lyric)

B F# G#m G#m add⁹

just what to do with my - self. I'm so used to do - ing



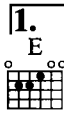
/F#



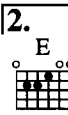
eve - ry - thing with you,

plan - ning

eve - ry - thing for two. And



N.C.



now that we're through,

1. I just don't




2. I just don't

know what to do.


Like a sum - mer rose.

needs the sun and rain,

I need_ your

A  B  F# 





sweet love to beat all the pain.




N.C.  B  F# 






I just don't know what to do with my - self, I just don't




B  F#  G#m  G#m add9 

know what to do with my - self. Ba - by if your new love



G#m  /F#  Emaj7  Emaj7(b5)  Emaj7 

ev - er turns you down, come back, I will be a - round just



To Coda ⊕

Chord diagrams: D#m (fr6), G#m (fr4), E, B.

wait - ing for you. I don't know what else to do.

D.%. al Coda ⊕ Coda

Chord diagrams: E, B.

N.C.

Like a sum-mer rose. I don't know what else to do. No, —

Chord diagrams: G#m (fr4), B, G#m (fr4).

Vocal ad lib. to fade

no, no, I don't know what else to do. I'll just go cra-zy for you.

Verse 2:
 I just don't now what to do with my time,
 I'm so lonesome for you it's a crime.
 Going to a movie only makes me sad,
 Parties make me feel as bad.
 When I'm not with you,
 I just don't know what to do.

(There's) Always Something There To Remind Me

Words by Hal David
Music by Burt Bacharach

© Copyright 1964
New Hidden Valley Music Company & Casa
David Music Incorporated, USA.

MCA Music Limited, 77 Fulham Palace Road,
London W6 (50%)
Windswept Pacific Music Limited, 27
Queensdale Place, London W11 (50%).

All Rights Reserved.
International Copyright Secured.

Bossa Nova

mf

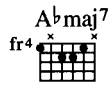
*fr*⁴ *Ab* *fr*⁴ *Abmaj7* *fr*⁴ *Ab7*

1. I walk a - long the ci - ty streets you used to
(Verse 2 see block lyric)

mp - mf

*fr*⁴ *Db* *fr*³ *Dbm6* *fr*⁴ *Ab*

walk a - long with me; And ev - 'ry



step I take re - calls how much - in love we used - to be.



Oh, how can I for - get you,



when there is al - ways some - thing there - to re - mind me;



Al - ways some - thing there - to re - mind me.



I was born to love you



and I will ne - - - ver be free. You'll al - ways be a



1.

part of me, wo - wo - wo.

2.



wo - wo - wo - wo.



Musical notation for the first system, including treble and bass staves with piano accompaniment.



Musical notation for the second system, including treble and bass staves with piano accompaniment.



Musical notation for the third system, including treble and bass staves with piano accompaniment and lyrics: "If you should find you miss the sweet and ten - der"



Musical notation for the fourth system, including treble and bass staves with piano accompaniment and lyrics: "love we used — to share, — just come back"



to the pla - ces where we used — to go and I'll — be there. —





Oh, how can I for - get you, —




when there is al - ways some - thing there — to re - mind me;






Al - ways some - thing there — to re - mind me.

A  C#m7  F#m 







I was born to love you

Dmaj7  E 



and I will ne - - - ver be free, when there is

A7  D6  A  *Play 3 times to fade*



al - ways some - thing there — to re - mind me.

Verse 2:

When shadows fall, I pass a small cafe
 Where we would dance at night.
 And I can't help recalling how it felt
 To kiss and hold you tight.

Oh, how can I forget you...

(They Long To Be) Close To You

Words by Hal David
Music by Burt Bacharach

© Copyright 1963
by U.S. Songs Incorporated, USA.

Carlin Music Corporation, Iron Bridge House,
3 Bridge Approach, London NW1 for the UK,
British Commonwealth (excluding Canada &
Australasia) Eire and Israel.

All Rights Reserved.
International Copyright Secured.

Moderato

Piano introduction in 4/4 time, marked *mf*. The melody is in the right hand, and the bass line is in the left hand. The key signature is one sharp (F#).

Why do birds why sud - den - ly ap - pear ev - 'ry
all the boys in - pear town fol - low

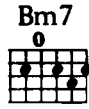
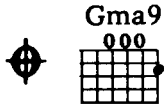
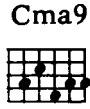
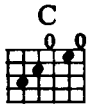
Chords: C9, F#m7 (susB), B

Vocal line with lyrics and piano accompaniment. Chords are indicated above the staff: C9, F#m7 (susB), and B. The piano part includes triplets in the right hand.


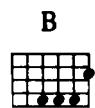
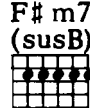
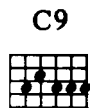
time you are near? } Just like me -
you all a round? }

Chords: Bm7, Em7, Em, C, Cma9

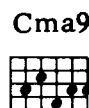
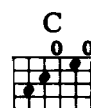
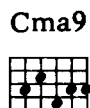
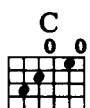
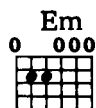
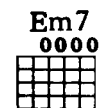
Vocal line with lyrics and piano accompaniment. Chords are indicated above the staff: Bm7, Em7, Em, C, and Cma9. The piano part includes triplets in the right hand.



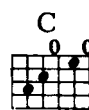
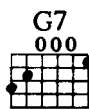
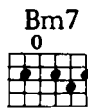
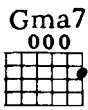
they long to be close to you. _____ Why do



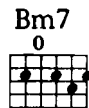
stars fall down from the sky ev-'ry time you walk by?_



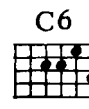
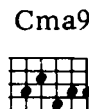
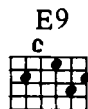
Just like me _____ they long to be



close to you. _____ On the day that you were born the



an - gels got to - ge - ther _____ And de - ci - ded to cre - ate a dream come



true, So they sprink-led moon - dust in your hair _____ Of

Cma9



C6



D11



gold, and star-light in your eyes of blue.

That is



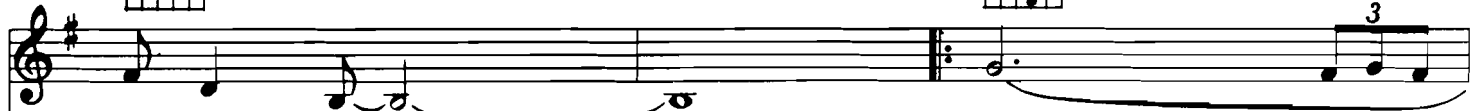
D.S. al

Coda

Bm7



Cma9



close to

you.

Ah



Gma7



G6



repeat and fade



Close to

you.



Walk On By

Music by Burt Bacharach
Words by Hal David

© Copyright 1964
by Blue Seas Music Incorporated and Jac
Music Company Incorporated, USA.

Carlin Music Corporation, Iron Bridge House,
3 Bridge Approach, London NW1 for the
United Kingdom, British Commonwealth
(excluding Canada and Australasia) the
Republic of Ireland and Israel.

All Rights Reserved.
International Copyright Secured.

Moderately



If you see me walk- ing down the



street, and I start to cry— each time we meet,— walk on by,—



walk on— by.

Am⁷ Dm⁷ Am

Make be - lieve that you don't see the tear, just let me breathe in

This system contains the first three measures of the song. It features a vocal line and a piano accompaniment. Above the first measure is a guitar chord diagram for Am⁷ (x02020), above the second measure is Dm⁷ (xx0232), and above the third measure is Am (x02020). The lyrics are: "Make be - lieve that you don't see the tear, just let me breathe in".

B^b C⁷ F

pri - vate, 'cos each time I see you I break down and cry,

This system contains the next three measures. Above the first measure is a guitar chord diagram for B^b (x21232), above the second measure is C⁷ (x32311), and above the third measure is F (x33232). The lyrics are: "pri - vate, 'cos each time I see you I break down and cry,".

B^b F B^b


you walk on by, — you walk on by; —

This system contains the next three measures. Above the first measure is a guitar chord diagram for B^b (x21232), above the second measure is F (x33232), and above the third measure is B^b (x21232). The lyrics are: "you walk on by, — you walk on by; —".


F B^b F





you walk on by - - - - ye - ye -

This system contains the final three measures. Above the first measure is a guitar chord diagram for F (x33232), above the second measure is B^b (x21232), and above the third measure is F (x33232). The lyrics are: "you walk on by - - - - ye - ye -". The final measure includes a triplet of notes in both the vocal and piano parts.


F  3   D




ye. I just can't get ov - er los - ing you, and so if I seem




Am  D  Am  Gm7  fr3




bro - ken in two, — walk on by, —




Am  Gm7  fr3 Am7  3



walk on — by, — Fool - ish pride, — that's




Dm7  Am  Bb  x




all that I have left, so let me hide — the tears and the sad - ness you




C7  F 

gave me when you said good - bye - - - eye - - eye -



B \flat  3  F  B \flat




eye, ——— so walk on by. ——— So walk on by, —




F  B \flat  F 

— you walk on by. —



B \flat  Am7  Bm 

So walk on — by, —



Am Bm Am Bm Am Bm

The first system of music features a vocal line on a single staff and a piano accompaniment on two staves. Above the vocal line, there are six guitar chord diagrams: Am, Bm, Am, Bm, Am, and Bm. The piano accompaniment consists of chords and eighth-note patterns in the right hand, and a simple bass line in the left hand. The vocal line has a few notes, mostly rests.

Am Gm7 Am

walk on by, walk on by.

The second system continues the music. It includes guitar chord diagrams for Am and Gm7. The vocal line has the lyrics "walk on by, walk on by." with a triplet of eighth notes at the end of the second phrase. The piano accompaniment follows the same pattern as the first system.

Gm Am7 Dm7

Fool - ish pride, that's all that I have left, so

The third system features guitar chord diagrams for Gm, Am7, and Dm7. The vocal line has the lyrics "Fool - ish pride, that's all that I have left, so". The piano accompaniment continues with chords and eighth-note patterns.

Am Bb C7




let me hide the tears and the sad - ness you gave me when you said good -

The fourth system includes guitar chord diagrams for Am, Bb, and C7. The vocal line has the lyrics "let me hide the tears and the sad - ness you gave me when you said good -". The piano accompaniment continues with chords and eighth-note patterns.


F  B^b  3



bye - - - eye - eye - eye, so walk on by,




F  B^b  F 

so walk on by.



B^b  F 

Now you real - ly got - ta go, so walk - on by.



B^b  F  B^b  2° fade

Take your leave, you'll ne - ver see those tears - that cry.



What The World Needs Now Is Love

Words by Hal David
Music by Burt Bacharach

© Copyright 1965
Blue Seas Music Incorporated and Jac Music
Company Incorporated, USA.

Carlín Music Corporation, Iron Bridge House,
3 Bridge Approach, London NW1 for the
British Commonwealth (excluding Canada
& Australasia), Israel, Greece and the
Republics of Eire and South Africa.

All Rights Reserved.
International Copyright Secured.

The musical score is presented in three systems, each with a vocal line and a piano accompaniment. The key signature is three flats (B-flat major/D minor) and the time signature is 3/4. The first system shows the beginning of the piece with guitar chords Fm, Bbm, and Fm. The second system contains the first line of lyrics: "What the world needs now is love, sweet love." with guitar chords Bbm, Fm, Bbm, Fm, and Bbm. The third system contains the second line of lyrics: "It's the on - ly thing — that there's just — too lit - tle of. — What the" with guitar chords Gb, Ab13 (fr4), and Ab7 (fr4). The piano accompaniment features a melodic line in the right hand and a harmonic line in the left hand, often using chords and arpeggios.

Fm Bbm Fm Bbm

world needs now is love, sweet love,

G^b Fsus4 F7 Fm/B^b

no, not just for some,— but for ev - 'ry - one. 1. Lord, we don't
(Verse 2 see block lyric)

A^bm7 D^b7

need an - oth - er moun - tain, there are moun - tains and hill - sides e -

G^bmaj7 G^b6 A^bm7 D^b7 G^bmaj7

nough to climb. There are o - ceans and riv - ers e - nough to cross e -

1.

B^bm7 **E^b7** **A^b9sus4** **A^b7** **A^b9sus4**

nough to last _____ till the end of time. _____ What the

2.

A^b9sus4 **A^b7** **A9sus4** **A7**

know. _____ What the

F[#]m **Bm** **F[#]m** **Bm**

world needs now is love, sweet love.

G **A7**

It's the on - ly thing _____ that there's just _____ too lit - tle of. _____ What the

3

F#m Bm F#m Bm

world needs now is love, sweet love,

G F#m Bm G

no, not just for some,— oh but just for ev - - -

A⁹ D Em⁷ D

'ry, ev - 'ry - one.

Verse 2:

Lord, we don't need another meadow,
 There are cornfields and wheatfields enough to grow.
 There are sunbeams and moonbeams enough to shine.
 Oh listen, Lord, if you want to know.

You'll Never Get To Heaven (If You Break My Heart)

Music by Burt Bacharach
Words by Hal David

© Copyright 1964
by Blue Seas Music Incorporated and Jac
Music Company Incorporated,
New York, USA.

Carlin Music Corporation, Iron Bridge House,
3 Bridge Approach, London NW1 for the
territory of United Kingdom of Great Britain,
Northern Ireland, Eire, Israel and the
British Dominions, Colonies, Territories
and Dependencies (excluding Canada,

Australia & New Zealand).
All Rights Reserved.
International Copyright Secured.

Moderato

The musical score is written for piano and voice. It begins with a tempo marking of 'Moderato'. The key signature is one sharp (F#), and the time signature is common time (C). The score is divided into several systems. The first system includes a guitar chord diagram for C9 and another for Dmaj9 with a first fret (fr4). The second system includes a guitar chord diagram for C9. The third system includes a guitar chord diagram for Dmaj7. The fourth system includes guitar chord diagrams for Dmaj7, G, and C9. The vocal line begins with the lyrics: '1. Mo-ther told me al-ways to fol-low the gold-en rule, (Verse 2 see block lyric)'. The piano accompaniment features a steady bass line and chords that support the melody.

Dmaj7



G



C9



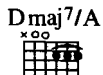
and she said it's real-ly a sin to be mean and cruel.



So re - mem-ber if you're un - true, — an - gels up in hea - ven are



look - ing — at — you. — You'll ne - ver get to hea - ven if you



break my — heart, — so be ve - ry care - ful not to make — us part.

1.

Dmaj7 G/D Bm7 E

You won't get to hea - ven if you — break my — heart.

Em7/A Dmaj7

Oh no.

2.

E Em7/A

Oh no.

Dmaj7 G/D Dmaj7 G/A Dmaj7 G/D D



Em7 Dmaj7/A Dmaj7 G/D Bm7

If you break my heart,



Em Fm7 Fm7/Bb

break my heart.



Ebmaj7 Ab Db9

I can hardly wait for the day when we say "I do."



Ebmaj7 Ab Db9

It's the day I've dreamed of so long, now it's coming true.

E^b7



Cm7



F7



Cm7



F7



You will pro-mise to che-rish me;— if you break your pro-mise, the

B^b



E^bmaj7



A^b/E^b



an-gels— will— sing:— You'll ne- ver get to hea-ven if you

E^bmaj7



A^b/B^b



E^bmaj7



A^b/E^b



E^b



Gm7



Fm7



E^bmaj7/B^b



break my— heart,— so be ve- ry care-ful not to make— us part.

E^bmaj7



A^b/E^b



Cm7



Fm7/B^b



You won't get to hea-ven if you— break my— heart.— Oh,—

oh, oh no.—

E^bmaj7

A^b/E^b

E^bmaj7

A^b/B^b

Repeat ad lib. to fade

E^bmaj7

A^b/E^b

E^bmaj7

A^b/B^b

Ne - ver get to hea - ven if you break my — heart. —

Verse 2:

I've been hearing rumours about how you play around.
 Tho' I don't believe what I hear, still it gets me down.
 If you ever should say goodbye,
 It would be so awful the angels would cry.

You'll never get to heaven ...

Promises Promises

Music by Burt Bacharach
Lyrics by Hal David

© Copyright 1968
by Blue Seas Music Incorporated & Jac Music
Company Incorporated, USA.

MCA Music Limited, 77 Fulham Palace Road,
London W6 (50%)
Windswept Pacific Music Limited, 27
Queensdale Place, London W11 (50%).

All Rights Reserved.
International Copyright Secured.

Medium fast



Musical notation for the first system, including treble and bass staves and piano accompaniment.



Musical notation for the second system, including vocal line and piano accompaniment.

1. Pro - mi - ses, pro - mi - ses: some are through with pro - mi - ses, pro - mi - ses now. I don't know
(Verse 2 see block lyric)



Musical notation for the third system, including vocal line and piano accompaniment.

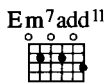
how I got the nerve to walk



out. If I shout, re - mem - ber I feel



free. Now I can look at my - self and be



proud; I'm laugh - ing out loud.

1.



2.



Oh, Oh, pro - mi - ses, their kind of pro - mi - ses, can just des -

F#m7

A⁹/₉
fr4

D

E7

G

A7

troy your life.

Oh, pro - mi - ses, those kind of pro - mi - ses, take all the

F#m7

A⁹/₉
fr4

D

E7

G

A7

joy from life.

Oh, pro - mi - ses, pro - mi - ses, my kind of pro - mi - ses

F#m7

N.C.

D

G/D

To Coda ⊕

can lead to joy and hope and

C/D

D

F#maj7
fr4

C#9

F#maj7
fr4

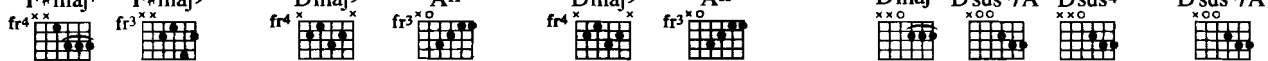
C#9

love:

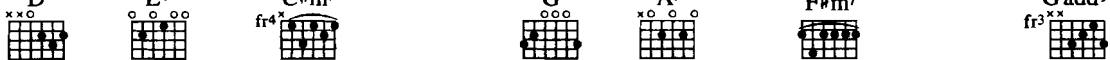
yes,

love.

F#maj7 F#maj9 Dmaj9 All Dmaj9 All Dmaj7 Dsus4/A Dsus4 Dsus4/A



D E7 C#m7 G A7 F#m7 Gadd9



G Em7 A9 F#m7



D.%. al Coda
(as 2°)

Ev - 'ry

⊕ Coda









C/D D F#maj7 C#9













love: _____

yes,










love. _____

F#maj7  C#9  F#maj7  F#maj9  Dmaj9  A11  Dmaj9  A11 



Dmaj9  Dsus4/A  Dsus4  Dsus4/A  F#maj7  C#9  F#maj7  C#9  F#maj7  F#maj9 



Dmaj9  A11  Dmaj9  A11  Dmaj9  Dsus4  Dsus4/A  Dsus4  Dsus4/A 



2° to fade

Verse 2:
 Promises, promises: this is where those
 Promises, promises end.
 I won't pretend that was wrong can be right.
 Every night I sleep now,
 No more lies.
 Things that I promised myself fell apart,
 But I found my heart.

*A superb collection of the best songs recorded by Dionne Warwick
in piano/vocal/guitar arrangements, complete with guitar
chord boxes and full lyrics.*

Alfie

Anyone Who Had A Heart

Do You Know The Way To San Jose

Heartbreaker

I Just Don't Know What To Do With Myself

I Say A Little Prayer

Promises Promises

(There's) Always Something There To Remind Me

(They Long To Be) Close To You

Walk On By

What The World Needs Now Is Love

You'll Never Get To Heaven (If You Break My Heart)

Wise Publications
Order No AM943921

ISBN 0-7119-6571-4



9 780711 965713

Visit the Internet Music Shop at
<http://www.musicsales.co.uk>

