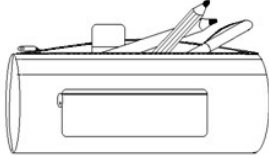


## Liste de fournitures (cycle 2)


- 1 cartable



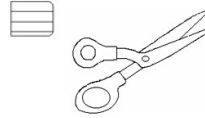
- 1 trousse :



- 1 bâton de colle



- 1 paire de ciseaux



- 1 gomme



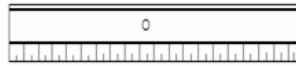
- 1 crayon à papier



- 1 stylo 4 couleurs



- 1 règle de **30 cm**



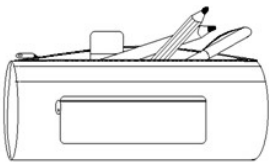
- 1 taille-crayon



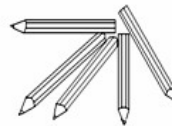
- 1 surligneur




- 1 trousse :



- 1 pochette de crayons de couleur



- 1 pochette de feutres fins



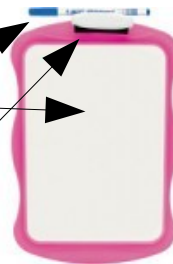
- 1 photo d'identité

- Dans un sac :

- 1 ardoise **velleda**

- 1 feutre **velleda**

- 1 chiffon ou 1 éponge



- 1 pochette à élastiques grand format




- 2 protèges-cahiers (17\*22) => 1 **jaune** et 1 **bleu**



- 1 paquet de 100 pochettes transparentes perforées grand format



- 1 cahier de brouillon 17\*22 (petit format)

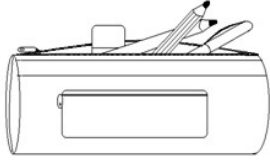


## Liste de fournitures (cycle 3)


- 1 cartable



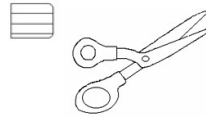
- 1 trousse :



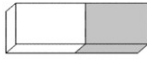
- 1 bâton de colle



- 1 paire de ciseaux



- 1 gomme

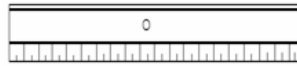


- 1 crayon à papier



- - 1 stylo 4 couleurs

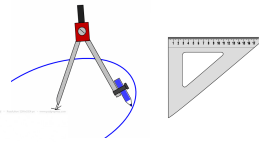
- 1 règle de **30 cm**



- 1 taille-crayon



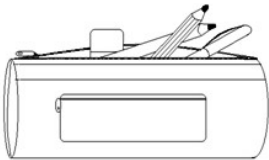
- 1 compas et une équerre



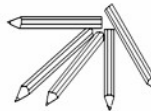
- 1 surligneur




- 1 trousse :



- 1 pochette de crayons de couleur



- 1 pochette de feutres fins



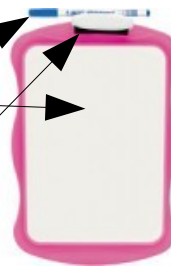
- 1 photo d'identité

- Dans un sac :

- 1 ardoise **velleda**

- 1 feutre **velleda**

- 1 chiffon ou 1 éponge



- 1 pochette à élastiques **grand format**



- 2 protèges-cahiers (17\*22) => 1 **jaune** et 1 **bleu**



- 1 paquet de 100 pochettes transparentes perforées **grand format**



- 1 cahier de brouillon 17\*22 (**petit format**)

