

Ecriture

a b c d e f g h i j k l

m n o p q r s t u v w x

y z

A B C D E F G H I J K L



























M N O P Q R S T U V W X



























Y Z

0 1 2 3 4 5 6 7 8 9

punctuation : , . ; : ? !

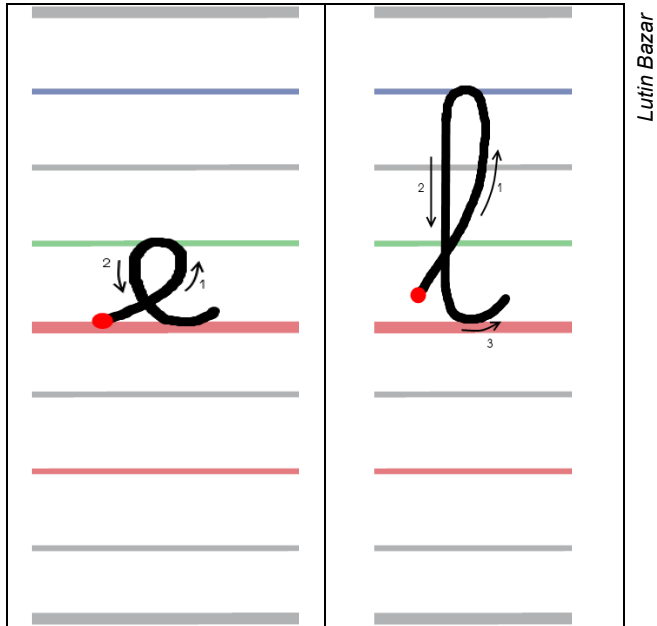
maths : < > = x + - :

a 	b 	c 	d 
e 	f 	g 	h 
i 	j 	k 	l 
m 	n 	o 	p 
q 	r 	s 	t 
u 	v 	w 	x 
y 	z 		

A 	B 	C 	D 
E 	F 	G 	H 
I 	J 	K 	L 
M 	N 	O 	P 
Q 	R 	S 	T 
U 	V 	W 	X 
Y 	Z 		

Je sais écrire les lettres minuscules

👁 J'observe :




✎ Je m'entraîne :

Handwriting practice lines for lowercase letters. The page contains two sets of four-line grids. Each set has a red baseline and a green midline. The first set is for the letter 'e' and the second set is for the letter 'l'.

Je sais écrire les lettres majuscules

👁 J'observe :

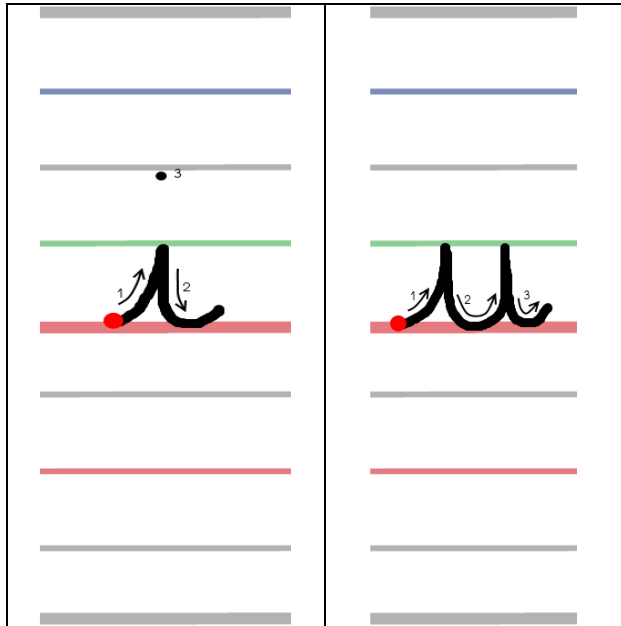



✎ Je m'entraîne :

Handwriting practice lines for uppercase letters. The page contains two sets of four-line grids. Each set has a red baseline and a green midline. The first set is for the letter 'E' and the second set is for the letter 'L'.

Je sais écrire les lettres minuscules

👁 J'observe :





 Je m'entraîne :

Handwriting practice lines for the lowercase letters 'a' and 'u', consisting of multiple sets of horizontal lines with a red baseline and a blue top line.

Je sais écrire les lettres majuscules

👁 J'observe :

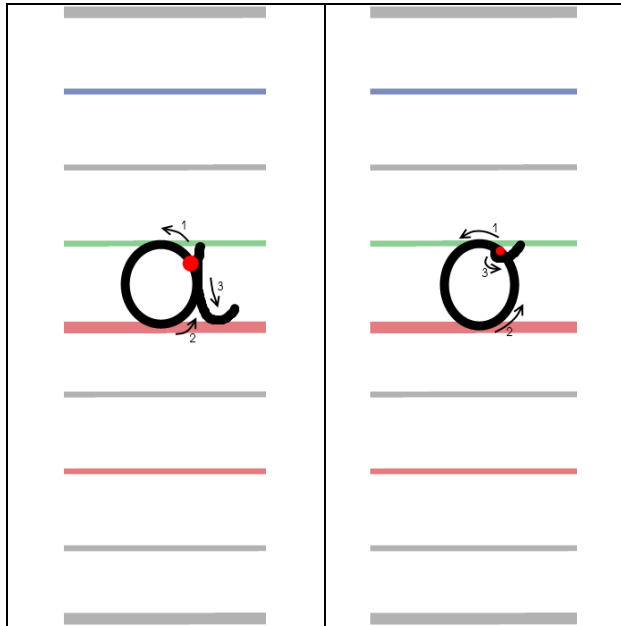


 Je m'entraîne :

Handwriting practice lines for the uppercase letters 'I' and 'U', consisting of multiple sets of horizontal lines with a red baseline and a blue top line.

Je sais écrire les lettres minuscules

👁 J'observe :




Lutin Bazar

✎ Je m'entraîne :

Handwriting practice lines for lowercase letters 'a' and 'o'. The grid consists of a blue top line, a green middle line, a red bottom line, and a grey baseline. There are two sets of these lines, one for 'a' and one for 'o'.

Je sais écrire les lettres majuscules

👁 J'observe :

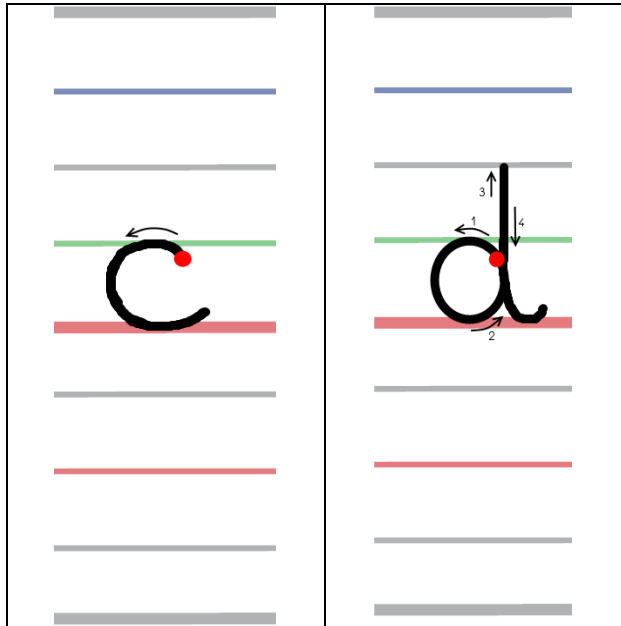


✎ Je m'entraîne :

Handwriting practice lines for uppercase letters 'A' and 'O'. The grid consists of a blue top line, a green middle line, a red bottom line, and a grey baseline. There are two sets of these lines, one for 'A' and one for 'O'.

Je sais écrire les lettres minuscules

👁 J'observe :




✎ Je m'entraîne :

Handwriting practice lines for the lowercase cursive letters 'c' and 'a'. The grid consists of four horizontal lines: a top blue line, a middle green line, a bottom red line, and a baseline grey line. There are two sets of these lines, one for 'c' and one for 'a'.

Je sais écrire les lettres majuscules

👁 J'observe :

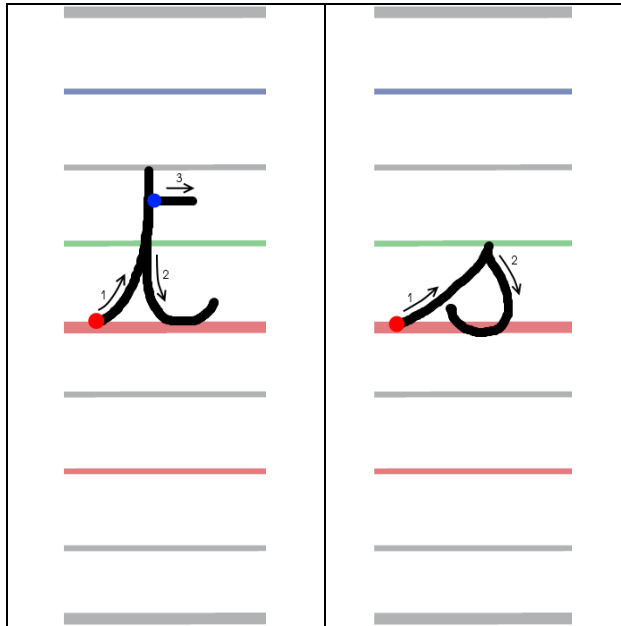


✎ Je m'entraîne :

Handwriting practice lines for the uppercase cursive letters 'E' and 'L'. The grid consists of four horizontal lines: a top blue line, a middle green line, a bottom red line, and a baseline grey line. There are two sets of these lines, one for 'E' and one for 'L'.

Je sais écrire les lettres minuscules

👁 J'observe :




✎ Je m'entraîne :

Handwriting practice lines for lowercase letters 't' and 's'. The page contains ten sets of horizontal lines, each consisting of a top grey line, a middle blue line, a bottom red line, and a baseline grey line.

Je sais écrire les lettres majuscules

👁 J'observe :

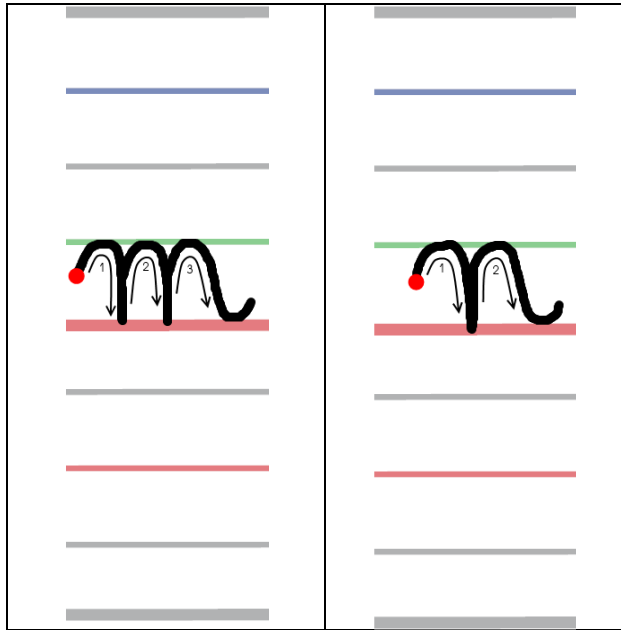


✎ Je m'entraîne :

Handwriting practice lines for uppercase letters 'C' and 'J'. The page contains ten sets of horizontal lines, each consisting of a top grey line, a middle blue line, a bottom red line, and a baseline grey line.

Je sais écrire les lettres minuscules

👁 J'observe :




Lutin Bazar


 Je m'entraîne :

Handwriting practice lines for lowercase letters. The page contains ten sets of horizontal lines, each consisting of a blue top line, a green middle line, a red bottom line, and a grey baseline.

Je sais écrire les lettres majuscules

👁 J'observe :

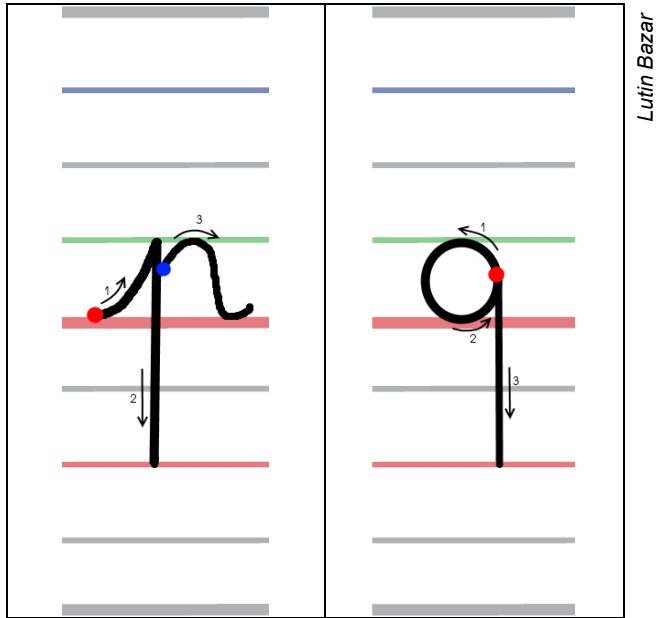


 Je m'entraîne :

Handwriting practice lines for uppercase letters. The page contains ten sets of horizontal lines, each consisting of a blue top line, a green middle line, a red bottom line, and a grey baseline.

Je sais écrire les lettres minuscules

👁 J'observe :




✎ Je m'entraîne :

Handwriting practice lines for lowercase letters 'n' and '9'. The page contains ten sets of horizontal lines, each consisting of a top line, a middle line, a red baseline, and a bottom line.

Je sais écrire les lettres majuscules

👁 J'observe :

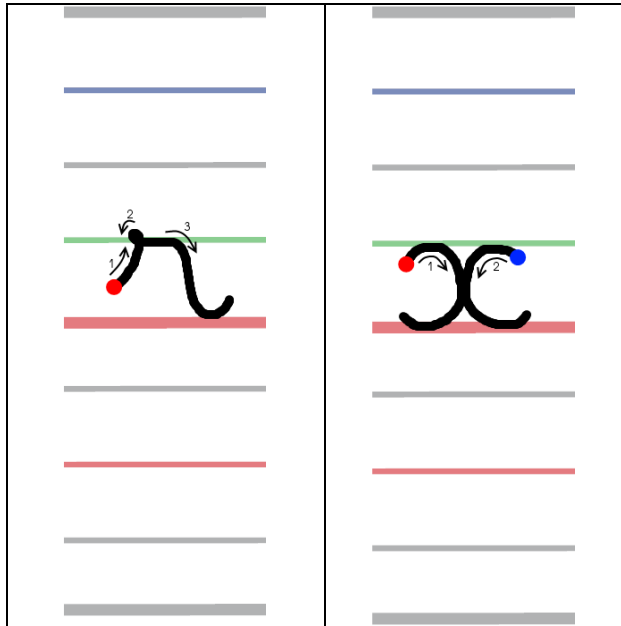


✎ Je m'entraîne :


Handwriting practice lines for uppercase letters 'P' and 'Q'. The page contains ten sets of horizontal lines, each consisting of a top line, a middle line, a red baseline, and a bottom line.

Je sais écrire les lettres minuscules

👁 J'observe :




Lutin Bazar


 Je m'entraîne :

Handwriting practice lines for lowercase letters 'r' and 'x'. The page contains ten sets of horizontal lines, each consisting of a top line, a middle line, a red baseline, and a bottom line.

Je sais écrire les lettres majuscules

👁 J'observe :

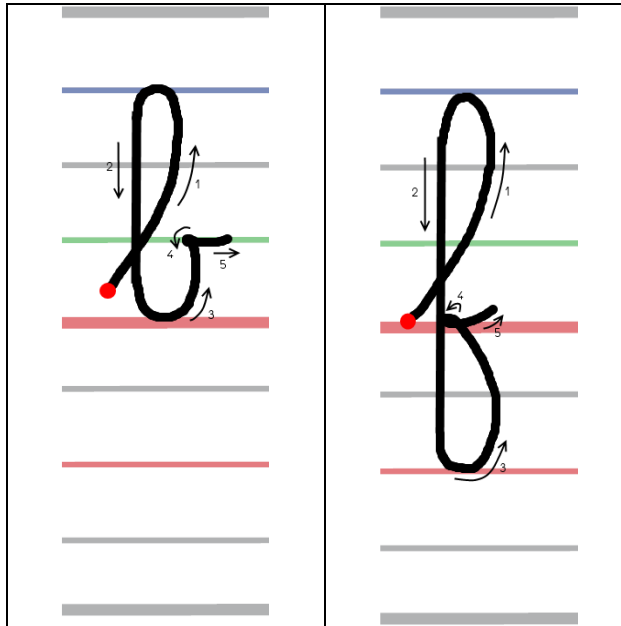


 Je m'entraîne :

Handwriting practice lines for uppercase letters 'R' and 'H'. The page contains ten sets of horizontal lines, each consisting of a top line, a middle line, a red baseline, and a bottom line.

Je sais écrire les lettres minuscules

👁 J'observe :




✎ Je m'entraîne :

Handwriting practice lines for lowercase letters 'b' and 'k'. The page contains ten sets of horizontal lines, each consisting of a top blue line, a middle green line, a bottom red line, and a baseline. The first two sets of lines are pre-filled with the letters 'b' and 'k' respectively, while the remaining eight sets are blank for practice.

Je sais écrire les lettres majuscules

👁 J'observe :

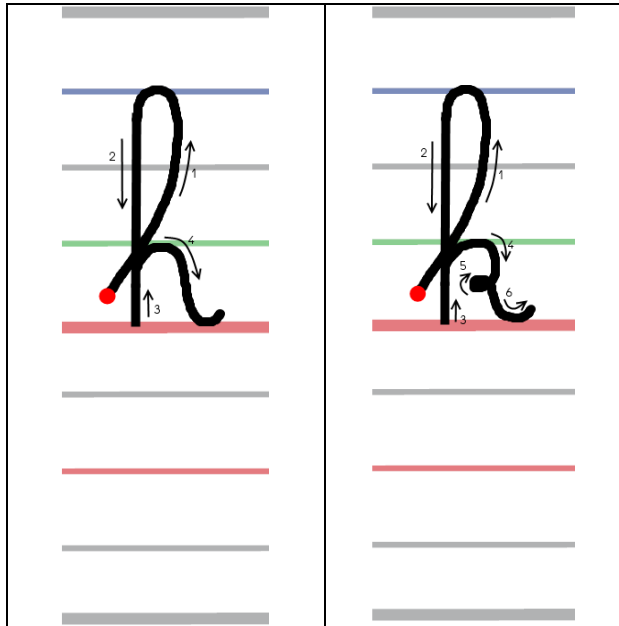


✎ Je m'entraîne :

Handwriting practice lines for uppercase letters 'B' and 'F'. The page contains ten sets of horizontal lines, each consisting of a top blue line, a middle green line, a bottom red line, and a baseline. The first two sets of lines are pre-filled with the letters 'B' and 'F' respectively, while the remaining eight sets are blank for practice.

Je sais écrire les lettres minuscules

👁 J'observe :




Lutin Bazar

✎ Je m'entraîne :

Handwriting practice lines for lowercase letters, consisting of multiple sets of four horizontal lines (top, middle, bottom, and a red baseline).

Je sais écrire les lettres majuscules

👁 J'observe :

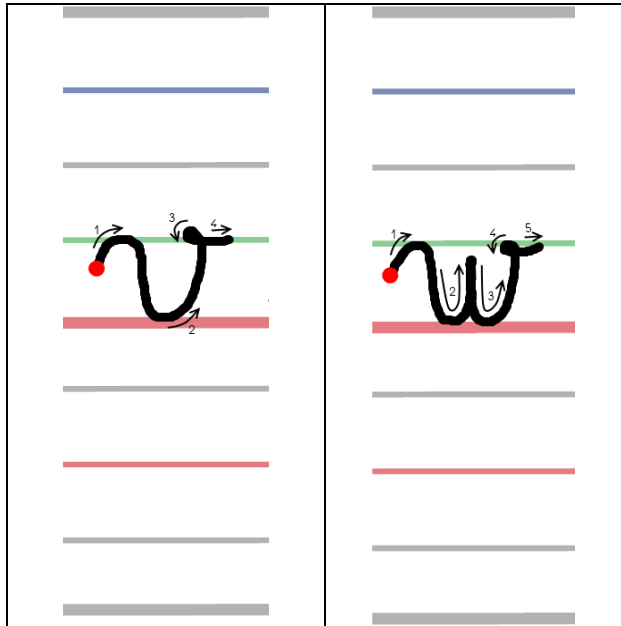


✎ Je m'entraîne :

Handwriting practice lines for uppercase letters, consisting of multiple sets of four horizontal lines (top, middle, bottom, and a red baseline).

Je sais écrire les lettres minuscules

👁 J'observe :




✎ Je m'entraîne :

Handwriting practice lines for lowercase 'v' and 'w'. Each line set consists of four horizontal lines: a top grey line, a middle blue line, a baseline red line, and a bottom grey line. There are ten such line sets provided for practice.

Je sais écrire les lettres majuscules

👁 J'observe :




✎ Je m'entraîne :

Handwriting practice lines for uppercase 'V' and 'W'. Each line set consists of four horizontal lines: a top grey line, a middle blue line, a baseline red line, and a bottom grey line. There are ten such line sets provided for practice.

Je sais écrire les lettres minuscules

👁 J'observe :




✎ Je m'entraîne :

Handwriting practice lines for lowercase letters 'g' and 'j'. Each row consists of four horizontal lines: a top line, a middle line, a bottom line, and a descender line. There are eight such rows provided for practice.

Je sais écrire les lettres majuscules

👁 J'observe :

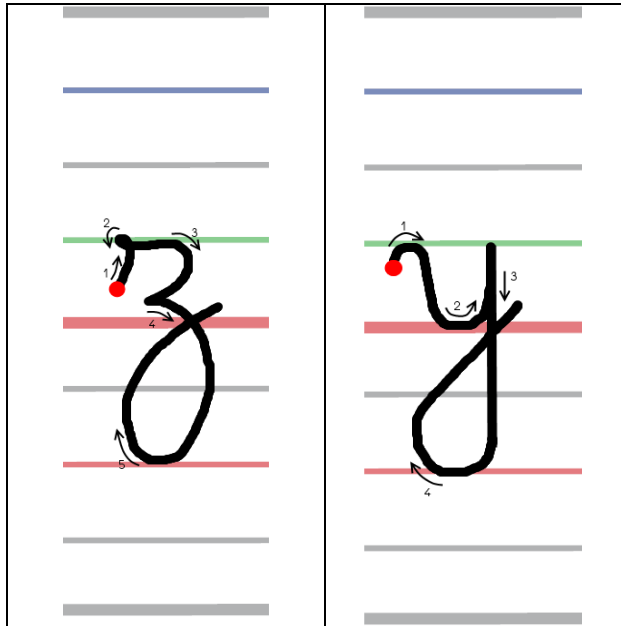


✎ Je m'entraîne :

Handwriting practice lines for uppercase letters 'G' and 'J'. Each row consists of four horizontal lines: a top line, a middle line, a bottom line, and a descender line. There are eight such rows provided for practice.

Je sais écrire les lettres minuscules

👁 J'observe :




✎ Je m'entraîne :

Handwriting practice lines for lowercase letters 'z' and 'y'. Each line set consists of a top blue line, a middle green line, a bottom red line, and a descender line below the red line.

Je sais écrire les lettres majuscules

👁 J'observe :



✎ Je m'entraîne :

Handwriting practice lines for uppercase letters 'Z' and 'Y'. Each line set consists of a top blue line, a middle green line, a bottom red line, and a descender line below the red line.