




# Decorating Your Classroom

Disguises, gadgets, coded messages . . . it's no secret that boys and girls alike love a spy theme. Kids just can't resist the drama and intrigue. So use your creativity, along with the ideas in this section, to set up your ISA (International Spy Academy) Headquarters. Creating a fun and exciting environment helps children learn better, remember more, and leave with happy memories.

The ISA Headquarters design features a stage area, with a techy-looking backdrop, to serve as the focal point for the teaching. The adjacent walls have large black panels that are used to display the posters from each of the previous days' teachings.




## Key Decorating Elements

### ISA Stage and Backdrop

Your ISA backdrop should be made out of a rigid material like foam board or corrugated cardboard, or, for smaller rooms, simply use a classroom wall as a backdrop. Ideally, your backdrop should be painted some shade of gray. Then, add a large black panel to the center to serve as a display area for the daily resource posters. Use black paint, roll paper, or inexpensive rectangular plastic tablecloths for this purpose. Then, frame the panel with thin, straight strips of poster board. Above the panel mount a row of international clocks with a Truth Force logo in the

center. Below the panel, paint a large ISA logo. See the Resource DVD-ROM for the clip art images. If you are using corrugated cardboard for your backdrop, apply one coat of paint to the back to minimize curling. Your backdrop should be propped up from behind with wooden supports (jacks) and weighted down with bags of sand or rock salt. If necessary, you can further secure it by running thin strands of wire to the ceiling. Check [YouTube.com/AnswersVBS](http://YouTube.com/AnswersVBS) for a how-to video on building jacks.



Prop up your free-standing decorations with wooden jacks made from 2x4, 2x3, 2x2, or 1x2 boards. Smaller decorations will need smaller jacks and larger decorations will need larger ones.

## ISA Backdrop Scene Setter



As an alternative to decorating your own backdrop, an ISA Headquarters scene setter is available to purchase (11-2-299) as a download from AnswersBookstore.com. Print it on a wide-format printer and then apply the scene setter directly to your backdrop, and you're done!

In front of the backdrop, create a stage with a rug or raised platform. On one side of the stage, place a cart with an open laptop. On the other side, place a table with an open briefcase and various spy props to display.

## Poster Display Panels

Four large black panels on the walls adjacent to the backdrop are used to display the resource posters from each day's teaching. At the end of each day, the posters and lesson title strips are transferred from the backdrop to a wall panel. Use black roll paper or inexpensive rectangular plastic tablecloths to make the panels and frame them with thin, straight strips of poster board. You will only need four panels because the last day's posters will remain on the backdrop.

## Other Miscellaneous Ideas

1. Place pretend hand scanners at your entry doors. See the Resource DVD-ROM for a sample design.
2. Place "Restricted Area—Agents-in-Training Only," "Classified Personnel Only," "Top Secret," and "Confidential" signs in various places.
3. Install a couple fake security cameras near your stage and backdrop. They can be made cheaply and easily with some cardboard and paper towel tubes.
4. Check the Resource DVD-ROM for clip art images that can be used in your decorating.

### HOW TO ENLARGE AND TRANSFER CLIP ART

1. Photocopy the clip art onto transparencies.
2. Place roll paper or a rigid material against a wall.
3. Using an overhead projector to enlarge the clip art, shine the image onto the paper or rigid material, adjusting it as necessary for the size desired.
4. Trace the image outlines onto the paper or rigid material.
5. Paint the image and cut out.

## Resource Posters and Lesson Title Strips

Contained in the Teacher Resource Kit are the daily teaching, overview, and memory verse posters. These are an important visual for the kids and should be mounted in an organized fashion. Lesson title strips for each day's lessons can be found on the Resource DVD-ROM. They should be printed, mounted on poster board, and then displayed above the corresponding daily resource posters.

Check out [Pinterest.com/AnswersVBS](https://www.pinterest.com/AnswersVBS) for colorful photos of decorations from our test churches!



# Uncovering Counterfeits

## BIBLE PASSAGE

Elijah and the Prophets of Baal  
1 Kings 18:20–39

## LESSON FOCUS/APOLOGETICS CONTENT

Agents will uncover counterfeit gods and identify the one true God of the Bible.

## COMMIT THIS TO MEMORY

I am the Lord, and there is no other; there is no God besides Me. Isaiah 45:5

## DAILY CIPHER (IN CODE)

One True God

## Today's Lesson at a Glance

- Introduce It!  
Operation One True God
- Teach It!  
Part 1: AIT Tests  
Part 2: Views of God Game  
Part 3: Examining Evidence
- Apply It!  
Part 1: Commit This to Memory  
Part 2: Go and Do

## Preparing for the Lesson

- Read 1 Kings 18 several times.
- Read this lesson several times and prepare the materials. For more information on false religions/gods and the one true God, visit [answersvbs.com/isafaq](http://answersvbs.com/isafaq).
- Pray.

## Lesson Materials

### FROM TEACHER RESOURCE KIT

- Memory verse poster
- Daily overview poster (AKA Daily Cipher)
- Views of God posters
- Views of God headings

### FROM RESOURCE DVD-ROM

- F test sheet
- Optional: Elijah scripts

### OTHER MATERIALS

- Bible or children's Bible
- ISA agent costumes for teachers
- Fake and real U.S. bills
- Nonbreakable magnifying glasses
- Optional: Black light
- Optional: DVD player and DVD of Elijah and the Prophets of Baal
- Optional: Highlighters
- Small dry-erase boards and dry-erase markers, 1 per team
- Mounting putty or tape
- Optional: Student guides and supplies (see Apply It! section)
- Optional: Passports (11-2-091) and magnifying glass decoders (11-2-089), 1 per child (coordinate with team leaders to make sure they will be passing these out at the beginning of the day)

## Devotion 1

# Uncovering Counterfeits

*The fear of the Lord is the beginning of wisdom, and the knowledge of the Holy One is understanding. Proverbs 9:10*

At *International Spy Academy*, we're encouraging our kids to learn about, love, and live for the one true God. But . . . how do we know the one true God even exists? It's a question that has crossed the mind of every believer at some point—sure, I believe in God, but how do I know the God I love and serve is truly the one true God?

Before we answer that question, let's go a bit further by asking another question: how can we know anything? How do we even know to question the surety of God's existence?

Here's the answer: apart from the perfect, truthful, unchanging, eternal God of the Bible, in whom are hidden all the treasures of wisdom and knowledge (Colossians 2:3) and from whom come knowledge and understanding (Proverbs 9:10), we cannot know anything.

Think about it.

If, as some suggest, there is no god—no ultimate standard of truth and knowledge—and we are simply the product of random processes operating on chemicals over time, then the thoughts in our brains are nothing more than the product of random chemical interactions. How could we know anything?

If, as others suggest, our universe is ruled by a god who is not eternal (Mormonism, *History of the Church*, vol. 6, ch. 14, p. 305–6) or who is deceptive (Islam, Koran 3:54, 8:30), how could we be sure that what we know is true today will still be true tomorrow?

The one true God of the Bible has created each person in His image, giving us the ability to think rationally, to question thoughtfully, to know truth fully. And He has revealed Himself to everyone so that no one is without excuse (Romans 1:18–21). Those who deny His existence or seek to change Him into a false version of Himself are willfully

ignorant, suppressing the truth in unrighteousness (Romans 1:18).

We can know the one true God exists because we have the ability to know in the first place. And we can praise Him that He freely gives wisdom to those who ask for it (James 1:5). This week, let's be quick to seek wisdom from the one true God as we teach our children to uncover the counterfeit gods and to know the one true God and embrace Him fully.

May we be thankful as the Puritans were, not only that we can know things but that the one true God has enabled us to know Him.

Glorious God,  
I bless thee that I know thee.  
I once lived in the world, but was ignorant of its  
Creator,  
was partaker of thy providences, but knew not the  
Provider,  
was blind while enjoying the sunlight,  
was deaf to all things spiritual, with voices all  
around me,  
understood many things, but had no knowledge of  
thy ways,  
saw the world, but did not see Jesus only.  
O happy day, when in thy love's sovereignty  
thou didst look on me, and call me by grace.  
Grant that I may always weep to the praise of  
mercy found,  
and tell to others as long as I live,  
that thou art a sin-pardoning God,  
taking up the blasphemer and the ungodly,  
and washing them from their deepest stain.  
(Excerpt from "The Great Discovery" in *The Valley of  
Vision*)

## Introduce It!

Operation One True God (5 minutes or less)

**TEACHER ONE:** Welcome, special agents. Good to see that you've arrived safely at the International Spy Academy, or ISA. I am Special Ops Agent \_\_\_\_\_, and I've been with the ISA for \_\_\_\_ years now.

**TEACHER TWO:** And I'm Agent \_\_\_\_\_. As you may know, we're members of the Truth Force, a specially trained ISA squad of Christians living all over the world who detect counterfeit religions and teach people about the one true God.

**TEACHER ONE:** We have a theme verse that everyone is required to commit to memory. It comes from the one true God's one true collection of books, called the Bible, and is found in the book of Isaiah. In this passage, God says, "I am the Lord and there is no other; there is no God besides Me" (Isaiah 45:5). Let's learn that now as your first assignment. Refer to the Day 1 memory verse poster to teach the verse to the special agents.

You are here as special agents-in-training, or AITs. There is much to learn this week, so you must be alert and ready at all times, as God teaches us to be through the Apostle Paul who wrote, "Let us be alert and self-controlled" (1 Thessalonians 5:6).

**TEACHER TWO:** The case you are being assigned to is called Operation One True God. This case is of global importance, impacting every single person the world over. Every day, you will have a briefing here at ISA headquarters to learn more about this mission. You'll learn various mission techniques and will need to take special note of all that is said.

Today's briefing is on learning to uncover counterfeits. Let's synchronize our watches and begin.

Note: From this point on, Teacher One and Teacher Two parts are not specifically designated. You can decide who is doing what each day.

## Teach It!

Part 1: AIT Tests (15–20 minutes)

Who knows what the word *counterfeit* means? (Take answers.) **Right, it's a fake. Any Truth Force agent must be very observant so he can detect fakes. You will now be given a series of tests to train you in being observant and detecting fakes.**

### Test 1: Do You See What I See?

Hold up the F test sheet.

I am holding the F test sheet. Read it to yourself silently as I read it aloud. Then count the Fs. See how many you come up with. Do not say your answer out loud. Let's commence.

"Some of my favorite animals are rabbits, frogs, and foxes. I have one of each, which I keep in my family room. The rabbit is called Freddy, the frog is called Muffy, and the fox is called Lucy. I like Muffy the best of all."


Now please be honest about your answers. Truth Force agents must always be honest. How many of you thought there were 8 Fs? 9 Fs? 10? 11? 12? More than 12?

Let's examine the evidence carefully. We'll slowly and carefully count them together.

- Bible or children's Bible
- ISA agent costumes for teachers
- Day 1 memory verse poster (Teacher Resource Kit)

**1** Be familiar with the lesson, but don't memorize it. Place it on a clipboard to use as a reference.

**2** The Bible is listed just once in each day's lesson, but plan to use it throughout.



- F test sheet (Resource DVD-ROM)

#### PRE-PREP

1. Print F test sheet.

**3** Skip test 1 if you think you'll need more time.

- Fake and real U.S. bills
- Nonbreakable magnifying glasses
- Optional: Black light

**8** If time, you may want to hide the fake and real bills around the room and have everyone find one bill each. Have them rehide them before leaving.

**8** If you've ever received a counterfeit bill, you may want to share your observations/story with the kids.

- Optional: DVD player and DVD of *Elijah and the Prophets of Baal*
- Optional: *Elijah script* (Resource DVD-ROM) and highlighters

**PRE-PREP**

1. If you have a DVD, cue the clip.
2. Photocopy and highlight the *Elijah* scripts if you are using them. (See text.)

**8** Baal was considered the god of rain (among other things) and should have been able to send lightning to kindle the wood. *Elijah* gave Ahab's prophets all the advantages in this contest, from letting them go first to calling on their rain god. It didn't help. Only the one true God has power!

If you said 14 Fs, you were correct. If you were wrong, perhaps you missed the word *of*. Our minds don't always register words like that since it makes a "V" sound, so be alert!

You will agree that in this exercise, only one answer can logically be correct. All other answers are wrong. For instance, there can't be 8 Fs and 14 Fs at the same time, right? Only one is correct. Now let's move on.

## Test 2: Finding Fakes

This test helps you detect counterfeit money. Sometimes people up to no good try to make counterfeit (fake) money and pass it off as the real thing. So how can you know if the money you have is real or fake? For instance, if you look at this U.S. bill (hold it up), how do you know if it's fake?

Professional agents carefully study what real bills look like. Because they are so well acquainted with what real ones look and feel like, they can detect when a fake one comes through. For instance, a real U.S. bill has red and blue fibers inside it.

Pass around U.S. bills and magnifying glasses so they can examine them for themselves.

Often counterfeiters try to simulate these fibers by printing tiny red and blue lines on their paper. But their lines are on top of the money rather than in the money, so an experienced agent is able to detect that.

Also, real bills that are \$5 and higher (from 1990 on) have micro-printing on them. Use your magnifying glass to see if you can find any tiny printing on the bills.

Next, notice the tiny, little details with me. Use the magnifying glass to check out the very sharp, crisp borders. The portrait is detailed and precise. The serial number is evenly spaced and the same color ink. All of these details are hard for counterfeiters to reproduce.

Now feel the bill. U.S. money is printed on special paper that isn't sold anywhere, and it uses ink that is slightly raised. You should be able to feel that, particularly if you run your fingers around the vest area of the portrait. See if you can feel ridges.

Optional if you have a black light: Finally, there are hidden messages in the bills (\$5 and up, from 1990 on). If you hold it up to a black light, you'll be able to see the hidden message.

## Test 3: Counterfeit Gods

This test is the most important of all. We've talked about being observant and uncovering counterfeit money. But did you know that there are things besides money that are counterfeit? One counterfeit plot we are concerned about here at ISA headquarters involves counterfeit gods. Counterfeit gods are not new. They've been around for a long time and have many recorded incidents in the Bible. Let's take a look at one of them that has to do with a counterfeit (false) god named Baal. This absolutely true historical account is found in 1 Kings 18 and happened almost 3,000 years ago (915 BC).

At this point, share the account of *Elijah* and the prophets of Baal found in 1 Kings 18:1–39. You can either read it from the Bible or a children's picture Bible, show a DVD of it if you have access to a short, accurate account, or have the kids act it out. If acting it out, use the script and have one teacher be the narrator, one child be *Elijah*, one be Ahab, and the rest of the children be the prophets of Baal. When done, say:

**Did you know counterfeit gods aren't just from Bible times? Even today, there are many counterfeit gods out there. In fact, every person on the planet has a view of God. It may be a correct view, or may be a counterfeit view, but it's still a view of God.**

Of course, it's critical for all Truth Force agents to have the correct view of God. There are basically five main views of God. Four of them are counterfeits and fall into one camp—the Deceiver's. That leaves one other view, and it's the right view. Understand that it isn't possible to believe all these views are equally true. Just like our test with the Fs, where we learned there is only one correct answer, we know there is only one correct view of God. Let's play a game to investigate this a bit deeper.

## Part 2: Views of God Game (10–15 minutes)

Divide into two or more teams of 4–8 each and give each team a dry erase board and marker. Put up the headings and briefly explain the five views, which really fall into two camps. Make sure to emphasize throughout that though the views can take on many forms, all the wrong ones really all are just part of one wrong view—the Deceiver's.

### Camp One: The One True God

**VIEW 1: The one true God is the correct view. This is the God of the Bible, being one God but in three Persons—Father, Son, and Holy Spirit. We'll learn more about this over the next few days.**

### Camp Two: The Deceiver (Liar)

**VIEW 2: No God—Some people believe there is no God (atheism). That is still a view of God, even though it is not the correct view of God. This view, as with all the Deceiver's views, is based on people's opinion, not on God's Word.**

**VIEW 3: One False God—Some people believe there is one god but this god is not the same god as the one true God of the Bible. Each group in this category makes up their own version of a god, based on people's ideas. Many of these groups reject the Trinity, an idea we will talk about tomorrow. Muslims and Jehovah's Witnesses are two examples of groups today that have this view.**

**VIEW 4: Many Gods—Some people believe there are many gods (polytheism). Many ancient cultures believed in many gods, such as the ancient Egyptians, ancient Greeks, and Romans. Today, there are still those who believe there are many gods.**

**VIEW 5: All Can Be a Part of a God—Some people believe that anybody/anything can be part of a god (pantheism). This means the grass, cows, and even people can all be part of a god. This group generally worships nature and often uses idols and images in their worship. Aborigines from Australia and New Agers (Eastern Mysticism) are groups that believe this view.**

Note: There is sometimes overlap between views 4 and 5, such as with Hinduism.

At this point, begin to hold up one picture at a time and read the description about it, but not the answer. Each team quietly confers and writes on their marker board which view they think it is—no god, many gods, etc. They hold up their answer. Give each correct team a point and continue on in this manner.

- Darwin Fish—People who believe this view think the world came about on its own without any Creator. God's Word clearly states that God made the world, and science clearly backs that up, but those believing this view choose to ignore that and insist there is no Creator. NO GOD**
- Greek Gods—People who believed this view worshipped Greek gods with names such as Zeus, Apollo, and Athena. These gods made many mistakes and used men for their own selfish reasons. MANY GODS**

- Small dry erase boards and markers, 1 per team
- Views of God posters and headings (Teacher Resource Kit)
- Mounting putty or tape

#### PRE-PREP

- Cut apart the Views of God posters and headings.
- Use the mounting putty or tape to put up the headings. Leave enough room to put each Views of God poster underneath the correct heading.




**1** You can use paper and a marker on a clipboard in place of the dry-erase boards and markers.

**2** Don't forget to check out the back of the Views of God posters!

**3** Children's movies often show various worldviews regarding God, if you'd like to use any as examples: Hercules or Prince of Egypt (many gods), Pocahontas (all can be a part of gods), etc.





3. **Christian Science**—People who believe this view have a holy book that teaches that evil and matter don't exist; therefore, there is no such thing as sin or sickness. They believe there is a god, but they do not accept the one God in three Persons the Bible reveals. ONE FALSE GOD
4. **Jainism**—People who believe this think many things are gods, so they wear masks to avoid swallowing bugs, who might be gods. They also carry brooms to sweep the path so they won't step on any insect gods. MANY GODS
5. **Cross/Easter**—The Cross is important to those with this view. Jesus, who is God, died on the Cross and was raised to life. What happened on the Cross is the central event in all of history and is a well-established historical happening. This event is celebrated at what we call "Easter." ONE TRUE GOD
6. **New Age Movement**—People who believe this view think they can become one with the universe because all energy comes from the same source. ALL CAN BE A PART OF A GOD
7. **Cows in India**—People who believe this view (Hindus) think cows are sacred, so they let them roam around, making the streets dirty and disease-filled, because they worship the cows and don't want them to be killed. MANY GODS OR ALL CAN BE A PART OF A GOD—Hindus are both, so accept either answer.
8. **"God Is Dead"**—People with this view believe there is no reason to believe in God. NO GOD
9. **Christmas**—Christmas is a time of rejoicing for people with this view because it is a time to remember that God came to earth. ONE TRUE GOD
10. **Communist China**—People who believe this view trust in the government. The government sets all moral behavior rules. They are told there is no true religion. NO GOD
11. **Native Americans Worshipping Nature**—People who believe this view see gods in the wind, the sun, and everything created. ALL CAN BE A PART OF A GOD
12. **Pilgrimage to Mecca**—People who believe this view worship a god named Allah. They believe Allah expects them to make a journey to a place called Mecca at least once in their lifetime. Allah requires this of them to have a chance to get to heaven. In this view, people have to work hard to try to get to heaven. ONE FALSE GOD
13. **Eat, Drink, and Be Merry**—People with this view think the here and now is all there is, so they'd better live it up while they're alive. NO GOD
14. **A Missionary for Christ**—People with this view believe the Bible contains the best news ever of Jesus, who is God, and His perfect life, death, and resurrection. They want to share this good news with others around the world. ONE TRUE GOD
15. **Aborigines**—People who believe this view pray to all kinds of gods, often being found in various forms within nature. ALL CAN BE A PART OF A GOD
16. **Mayan Temple**—People who believed this view worshipped gods with names such as Ah Peku (god of thunder) and Cizin (god of death). They built special temples to their gods. MANY GODS

Determine who won, then point out that the Deceiver's camp is much larger than the One True God camp. This should not come as a surprise because Jesus warns us: "Enter by the narrow gate; for wide is the gate and broad is the way that leads to destruction, and there are many who go in by it. Because narrow is the gate and difficult is the way which leads to life, and there are few who find it" (Matthew 7:13–14).



### Part 3: Examining Evidence (5 minutes)

So, as we wrap up our game, let me remind you that all these ideas can't be equally right. Remember the sentences with the Fs you counted? Only one of these ideas is the one true God. Which is it? Yes, view one—Biblical Christianity, which accepts the one true God in three Persons revealed in the Bible.

But you may wonder how we know that the one-in-three view is the right view. We'll talk about this more tomorrow. But for now, all good Truth Force agents look for evidence, correct? Let's briefly look at the most outstanding place to ever go for evidence—the Bible. Hold it up.

From the Bible we learn that God is three in one and is the only God. Remember our theme verse? Let's say that together again. Point to the Day 1 verse poster.

The Bible is the only book in the world written by God. He used over 40 different men over a period of 2,000 years to record the words He wanted them to write. And because the Bible is from God, we expect it to tell the truth, because God and the Bible are perfect in every way. And the cool thing is, historical and scientific evidence confirm what the Bible says.

For example, the Bible contains detailed eyewitness accounts about historical events and places. When a city is mentioned in the Bible, archaeologists and historians wonder if that city ever existed. As they dig around and search for clues, time after time they find the exact cities and people and historical records that the Bible mentions. They've never found anything that disproves the Bible!

For instance, have you heard about the walls of Jericho that came tumbling down? (Joshua 6) They found 'em and they were tumbled down!

Have you heard about Jonah going to the city of Nineveh? (Book of Jonah) They found that city!

And King Hezekiah, a king of the land of Judah, had a tunnel dug under the city of Jerusalem long ago (2 Kings 20:20). Archaeologists found it right where it was described.

The one true God is the real deal. And the most amazing thing is He loves you! He wants to have a relationship with you. This is a good spot to give a brief gospel explanation if you'd like—a more detailed explanation will be given on Day 4. Finish this section with the following:

Your job from now on, agents, is to get to know the one true God and to be alert for counterfeits! Always remember: There aren't other gods—just other views of gods that men have made up! Let's see if we can figure out this daily cipher to remind us of this important truth. Show them the daily cipher with the answer portion folded up. See if they can decode it, then reveal the answer. Move on to commit Isaiah 45:5 to memory.

## Apply It!

In the remaining time, complete one or more of the following ideas in class. These are also on the back of the *Junior Student Guides* and can be done at home with a parent or caretaker if you are out of time. If you send them home, motivate the kids to do them because they are full of good stuff! Have the team leaders check with the kids tomorrow to see how they did on them, and consider giving contest bonus points to the groups for their hard work.

- Day 1 memory verse poster (Teacher Resource Kit)
- Daily overview poster (AKA Daily Cipher—Teacher Resource Kit)



- Optional: Student guides and supplies for Part 1 and Part 2
- Optional: Passports and magnifying glass decoders, 1 per child
- Day 1 memory verse poster (Teacher Resource Kit)

8 The front page of each day's student guide is a review of today's lesson. The back page matches this section in the teacher guide.

Supplies for this section are not included in the supply list on the back cover since they will vary depending on the activities you choose, so decide what you will do and add them to your supply list accordingly.

## Part 1: Commit This to Memory

**Today's Verse:** I am the Lord, and there is no other; there is no God besides Me. Isaiah 45:5.

Show the passport with the memory verse and daily cipher. Give one to each child, if they haven't already received them. Also provide the magnifying glass decoder to read the memory verse in the passport. They can fill in the daily cipher with the stickers. Then try the following challenge, using the daily memory verse poster as a reference.

**Challenge:** Write each word of the verse on a separate index card. Mix them up. Time yourself and see how fast you can get the cards decoded and into the right order.

**Tomorrow's Verse:** Go therefore and make disciples of all the nations, baptizing them in the name of the Father and of the Son and of the Holy Spirit. Matthew 28:19

Say the new verse together several times and try the challenge again.

## Part 2: Go and Do

1. Go on a scavenger hunt through your house to find books and movies that feature a view of God. Does it show the One True God or False Gods (no god, one false god, many gods, all can become a part of a god)?
2. Pray to the one true God. Tell Him what you love about Him.
3. The one true God has given His very words to you in the Bible! It is full of teachings about how He wants you to live. As you read and study the Bible, look for His commands that tell you how to please Him. Talk to the Creator and tell Him that you want to obey His commands and ask for His help.
4. Check [answersvb.com/isakids](http://answersvb.com/isakids) for more fun information.

Ask yourself this question: How does knowing there's one true God make a difference in my life?