



1

ENCODAGE

Leçons 1 à 3

LaclassedeMéline24 ©

	<p>lé.....</p>	
	<p>lé.....</p>	
	<p>lé.....</p>	



2

ENCODAGE

Leçon 4

LaclassedeMéline24 ©




3

E N C O D A G E

Leçon 5

LaclassedeMéline24 ©




4

ENCODAGE

Leçons 6 et 7

LaclassedeMéline24 ©






5

ENCODAGE

Leçons 8 et 9

LaclassedeMéline24 ©





6

ENCODAGE

Leçon 10

LaclassedeMéline24 ©




7

ENCODAGE

Leçon 11

LaclassedeMéline24 ©




8

ENCODAGE

Leçon 12

LaclassedeMéline24 ©













9

ENCODAGE

Leçon 13

LaclassedeMéline24 ©

		
	 <p>chien</p>	
	 <p>lune</p>	
	 <p>sourire</p>	





11

E N C O D A G E

Leçon 15

LaclassedeMéline24 ©




1 2

E N C O D A G E

Leçon 16

LaclassedeMéline24 ©




13

E N C O D A G E

Leçon 17

LaclassedeMéline24 ©




14

E N C O D A G E

Leçon 18

LaclassedeMéline24 ©




15

ENCODAGE

Leçon 19

LaclassedeMéline24 ©




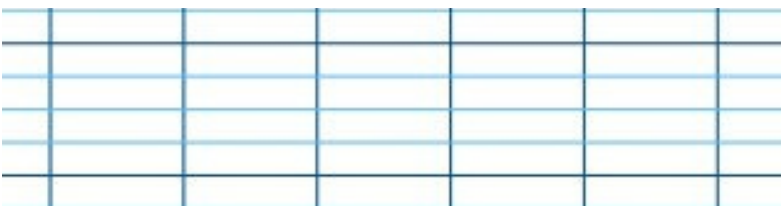


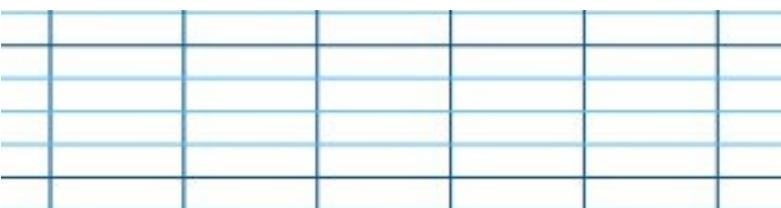






16

ENCODAGE

Leçon 20

LaclassedeMéline24 ©







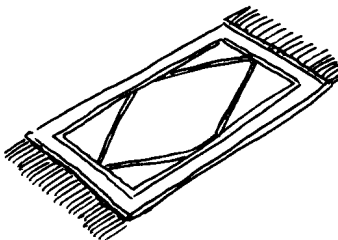







17

ENCODAGE

Leçon 21

LaclassedeMéline24 ©



18

E N C O D A G E

Leçon 22

LaclassedeMéline24 ©







20

E N C O D A G E


Leçon 25

LaclassedeMéline24 ©



Handwriting practice for the letter 'e'. It features a grid with a cursive 'e' in the middle. Below the grid are three smiley faces: the first has a blue dot on the left and a red dot on the right; the second has a blue dot on the left and a red dot on the right; the third has a blue dot on the left and a grey dot on the right.

Blank handwriting practice grid for the letter 'e'.



Handwriting practice for the letter 'es'. It features a grid with a cursive 'es' in the middle. Below the grid are three smiley faces: the first has a blue dot on the left and a red dot on the right; the second has a blue dot on the left and a red dot on the right; the third has a blue dot on the left and a grey dot on the right.

Blank handwriting practice grid for the letter 'es'.



Handwriting practice for the letter 'es'. It features a grid with a cursive 'es' in the middle. Below the grid are three smiley faces: the first has a blue dot on the left and a red dot on the right; the second has a blue dot on the left and a red dot on the right; the third has a blue dot on the left and a grey dot on the right.

Blank handwriting practice grid for the letter 'es'.



21

ENCODAGE

Leçon 26

LaclassedeMéline24 ©





22

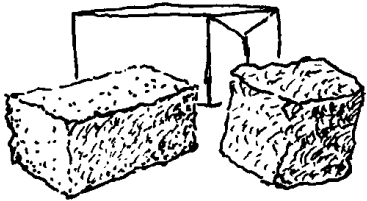
ENCODAGE

Leçon 27


LaclassedeMéline24 ©



l



l



l



23

ENCODAGE

Leçon 28

LaclassedeMéline24 ©





24


ENCODAGE

Leçon 29

LaclassedeMéline24 ©



l



l



l






25

ENCODAGE

Leçon 30

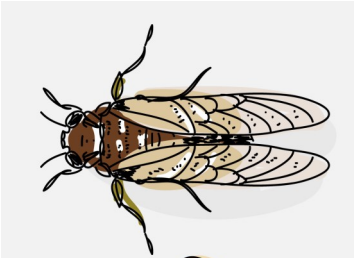
LaclassedeMéline24 ©



e



e



e