

**GEOMETRIE**  
Droites perpendiculaires  
Leçon 2C (porte-vues)

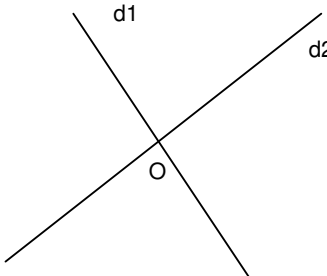
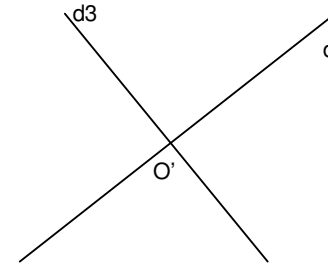
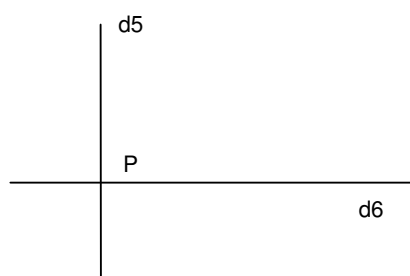
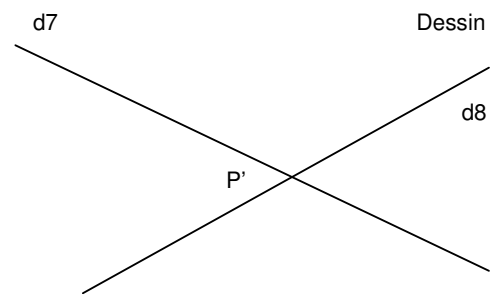

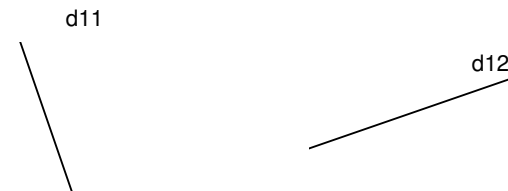

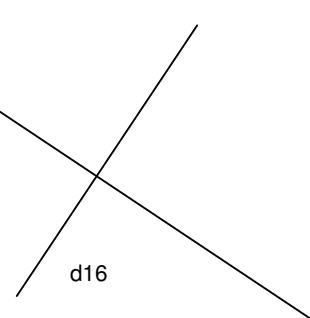
Mon nom :  
.....

**Entraînement**  
**G5**

/10

*Instit90 / math / Géométrie*

- 1] Relis attentivement la leçon 2C.**  
**2] Trouve les droites perpendiculaires : n'oublie pas de placer les symboles « angle droit »**

<p>Dessin 1</p> 	<p>Dessin 2</p> 
<p>Dessin 3</p> 	<p>Dessin 4</p> 
<p>Dessin 5</p> 	<p>Dessin 6</p> 
<p>Dessin 7</p> 	<p>Dessin 8</p> 

Complète, pour chaque dessin, en utilisant le symbole  $\perp$  ou  $\nabla$   
d1 .... d2 ; .....