





un



1




une



Colorie le premier poussin.



Colorie quand il y a un seul objet.



Fais deux dessins dans chaque case.



Entoure les coquillages par 2.




2

Colorie le deuxième poussin.




Colorie ce qui va par deux.



Large empty rounded rectangular box for drawing or writing.

Complète.



- citrons
- noisettes
- oranges
- pamplemousses
- tomates

Handwriting practice lines with the number 3 written at the beginning.

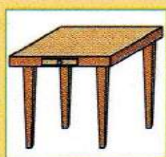
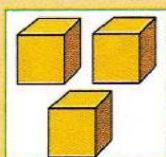
Colorie le troisième poussin.




Fais trois dessins dans chaque forme.

Three large empty rounded rectangular boxes for drawing.

Coche lorsqu'il y a quatre éléments.



Il faut 4 œufs pour faire un gâteau.
Regroupe les œufs par quatre.






4

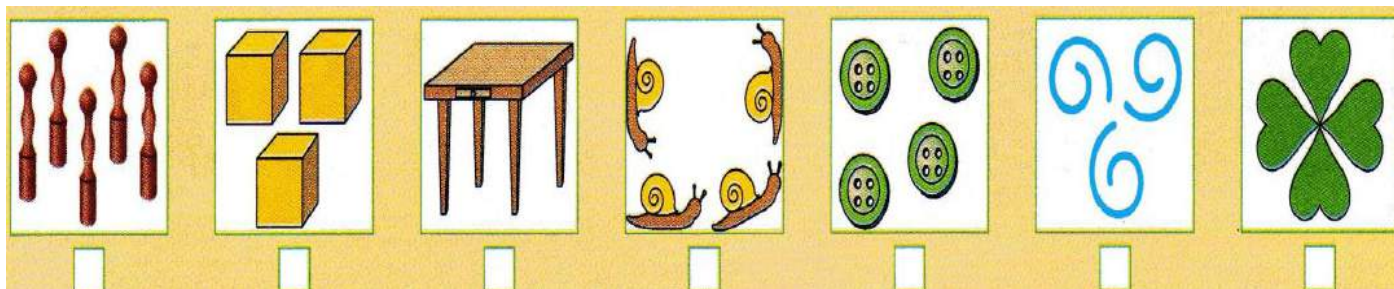
Colorie le quatrième poussin.



Complète ou barre pour avoir 4 dessins.



Coche lorsqu'il y a cinq éléments.




5

Colorie le cinquième poussin.



Complète ou barre pour avoir 5 dessins.



Dessine 6 points à chaque coccinelle.


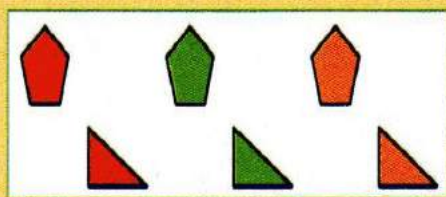



6

Colorie le sixième poussin.




Complète .



..... + +

.....


.....



un

1

une



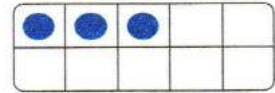
deux

2




trois

3




quatre

4



cinq

5



six

6

