

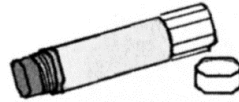
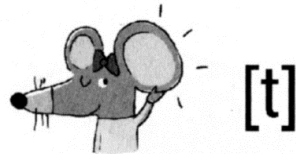
Prénom : _____

Date : _____

 Léo et Léa 

Le son [t]



1- Découpe et colle les dessins contenant le son [t]












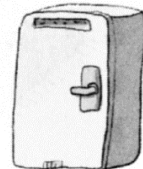


Prénom : _____



Date : _____

2- Entoure les dessins contenant le son [t]

  [t]

3- Entoure la lettre t



  t t t T T







L I T H P T L i t u d l t f h
tarte - chut - PATTE - FUITE - lutte - datte
Tu apportes la tarte tout de suite.

Prénom : _____


Date : _____

4 - Mets une croix dans la case quand tu entends le son [t]

  [t]

 <input type="checkbox"/>	 <input type="checkbox"/>	 <input type="checkbox"/>
 <input type="checkbox"/>	 <input type="checkbox"/>	 <input type="checkbox"/>

5- Colorie d'une même couleur les cases correspondant à la même syllabe



ti	to	tu	ta	te
tu	ta	te	ti	to
TO	TU	TA	TE	TI

