






Prénom \_\_\_\_\_ date: \_\_\_\_ / \_\_\_\_ / \_\_\_\_

	A	B	C	D	E
1					
2					
3					
4					
5					
6					

1 Indique la position des têtes dans le tableau.



(....., .....



(....., .....



(....., .....



(....., .....



(....., .....


2 Dessine au bon endroit.




( B ; 4 )



( E ; 5 )



( C ; 6 )



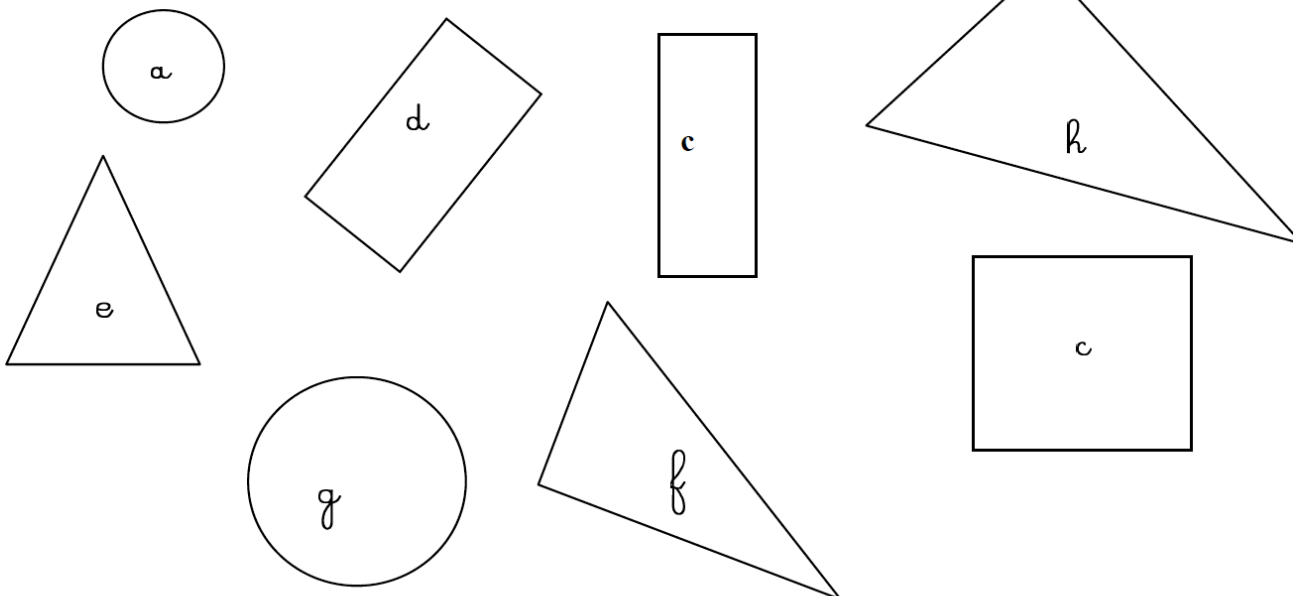
1 *Mesure* chaque segment et indique sa longueur.

	A: ____ cm
	B: ____ cm
	C: ____ cm
	D: ____ cm


2 *Trace* un segment de longueur donnée.

	E: 7 cm
	F: 2 cm
	G: 10 cm
	H: 5 cm

3 *Ecris* les noms des figures dans les bonnes cases.


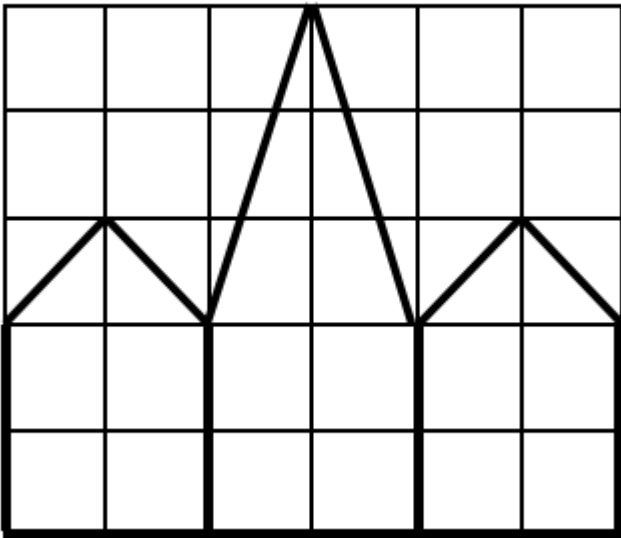
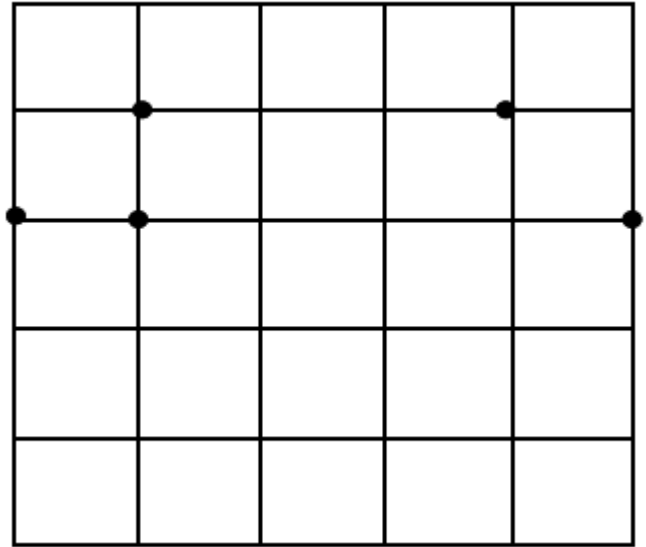
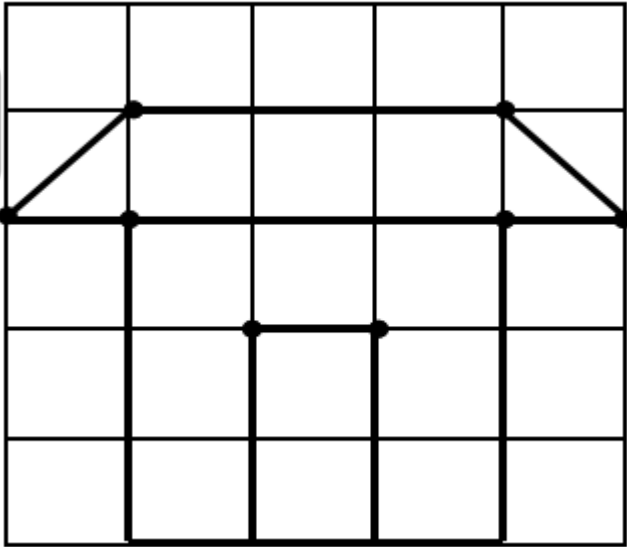


Les rectangles	Les triangles	Les cercles



1

Reproduis les figures dans les quadrillages.



2

Numérote les bandes de la plus courte à la plus longue.

