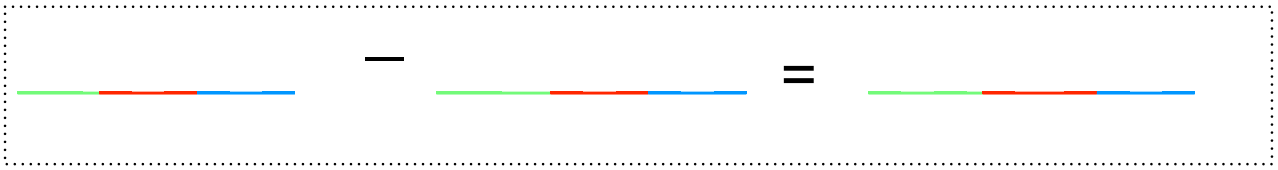


La soustraction

Pose et effectue

Commence toujours par les unités




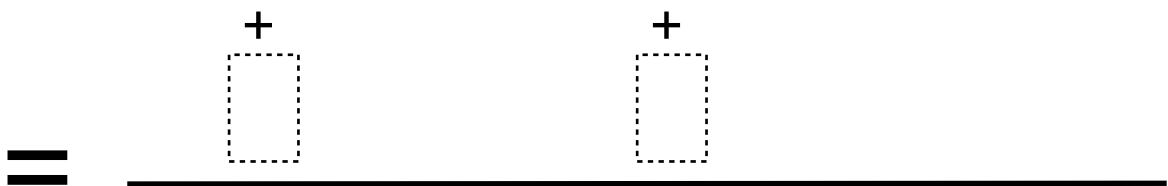

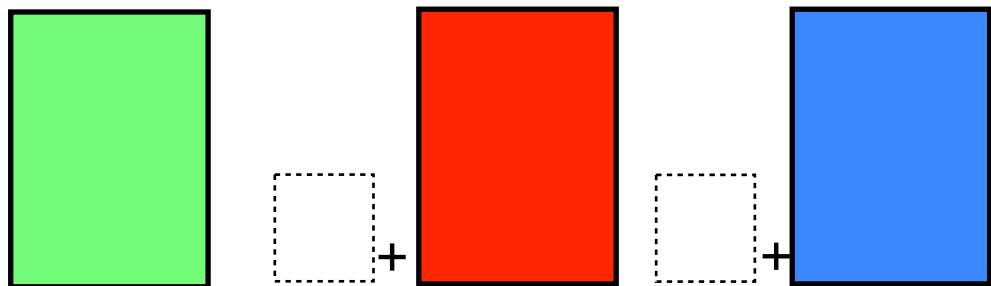
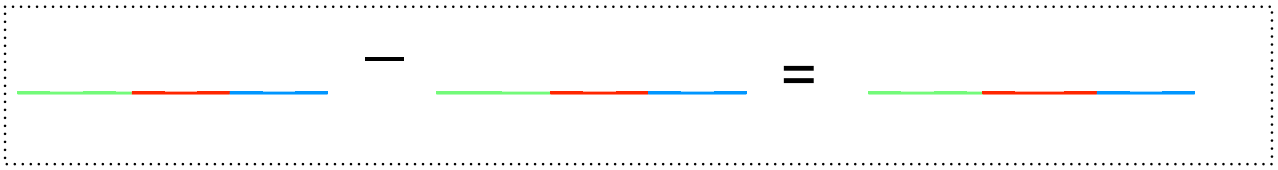
	3		4		5
		10 +		10 +	
-	1		6		7
	+		+		
	1		1		
=	<hr/>				
	1		7		8

Detailed description: The diagram illustrates the subtraction 345 - 167. The numbers are written in colored boxes: 3 (green), 4 (red), 5 (blue) for the minuend, and 1 (green), 6 (red), 7 (blue) for the subtrahend. The result 178 is shown below a horizontal line. Borrowing is shown with dashed boxes: '10' is added to the tens place (4) and '1' is added to the units place (5). Dotted arrows show the flow of the borrowed '1' from the tens place to the units place, and another '10' from the hundreds place to the tens place. The final result is 178.

La soustraction

Pose et effectue

Commence toujours par les unités



La soustraction

Pose et effectue

Commence toujours par les unités

_____ - _____ = _____



<input type="text"/>	<input type="text"/>	<input type="text"/>
	<input type="text"/> +	<input type="text"/> +

<input type="text"/>	<input type="text"/>	<input type="text"/>
----------------------	----------------------	----------------------

+	+
<input type="text"/>	<input type="text"/>

<input type="text"/>	<input type="text"/>	<input type="text"/>
----------------------	----------------------	----------------------

La soustraction

Pose et effectue

Commence toujours par les unités

