



SESSION FIVE

Jesus Lives Forever

SCRIPTURE

Mark 14:27—16:20; Luke 22:47—24:53; John 21:15-17

BIBLE MEMORY VERSE

[Love] always protects, always trusts, always hopes, always perseveres. Love never fails.

1 Corinthians 13:7-8

LESSON FOCUS

God's love never fails.

BIBLE AIMS

During this session, each student may

1. DISCOVER that Jesus died and rose again so that we can experience God's love and be in His family forever;
2. DESCRIBE situations in which it helps to remember God's love;
3. THANK God for offering him or her God's eternal love through His Son, Jesus;
4. PRAY to become a member of God's family, as the Holy Spirit leads.

BIBLE STORY RECAP

One night Jesus and His friends went to a garden to pray. Suddenly, soldiers appeared and arrested Jesus! Peter was so angry, he cut off a soldier's ear. Jesus told Peter not to fight. Jesus knew this was part of God's plan.

Even though Jesus had done nothing wrong, the Roman governor sentenced Jesus to die on a cross. But Jesus didn't stay dead! Three days later, women came to visit His tomb, but Jesus wasn't there. Then Jesus visited His friends and talked with them. Finally, Jesus returned to heaven, where He lives today. Because Jesus died and rose again, we can all become members of God's family and experience His love forever!

TEACHER'S DEVOTIONAL

How many times have we promised that our love and friendship would last forever? A childhood friend, a high school sweetheart, a college roommate. Something in us makes us want to pledge to love forever—even if we have done so before and seen that love come to an end. Perhaps this is because we were made by God to give and to receive a love that is true and lasting.

Being created in God's own image endowed us to receive God's love and to love Him in return. God's original plan for us was a love relationship that would last forever. Although this plan was broken through our sin, we still consistently desire to love forever. But we cannot know the true and lasting love God wants us to experience until we receive Jesus Christ as our Lord and our Savior. Only He can remove the sin barrier to open the way to the Father. And although our love frequently falters, God's love never fails.

Before this week is over, make sure every child in your circle of influence understands the reality of God's forever love. Each child needs to know that our desire for a relationship that lasts forever was put there by God. And when we become members of God's family, nothing will ever separate us from His love. What a reward it will be to experience the forever love of heaven with these young ones!



BIBLE STORY REVIEW GAME

CATCH THE FISH!

PREPARATION: For each team, photocopy a set of the appropriate age-level Story Cards and cut out. Cut a triangle from each paper plate and staple to the other side to make a fish (see sketch). On round bottom side of each paper-plate fish, draw an eye. On the other side, glue one of the Story Cards. Place each team's fish, card-side down, on floor or table in a grid pattern.

PROCEDURE: Students divide into teams of four to six players. Players on each team take turns turning over two fish at a time. If the cards glued to the fish complete a sentence about the Bible story, player keeps both fish and takes another turn. When all cards have been matched, teams read sentences in the correct order to review Bible story. If time allows, repeat game, placing fish in new positions.

KEY CONVERSATION: Jesus came to Earth to take the punishment for all the wrong things people had ever done—or ever would do! Why was Jesus willing to do this? (Because He loves us.)

What does today's Daily Treasure tell us about God's love? (God's Love Is Forever.) Jesus knew that even when He died, He wouldn't STAY dead. Jesus is alive! And the treasure of God's love is ours forever!

PRIMARY SIMPLIFICATION: Instead of completing sentences, students match Bible-story pictures. Make two copies of primary Story Cards on page 45, cut out and glue to paper-plate fish. When a student matches two cards, he or she tells what is happening in the picture.

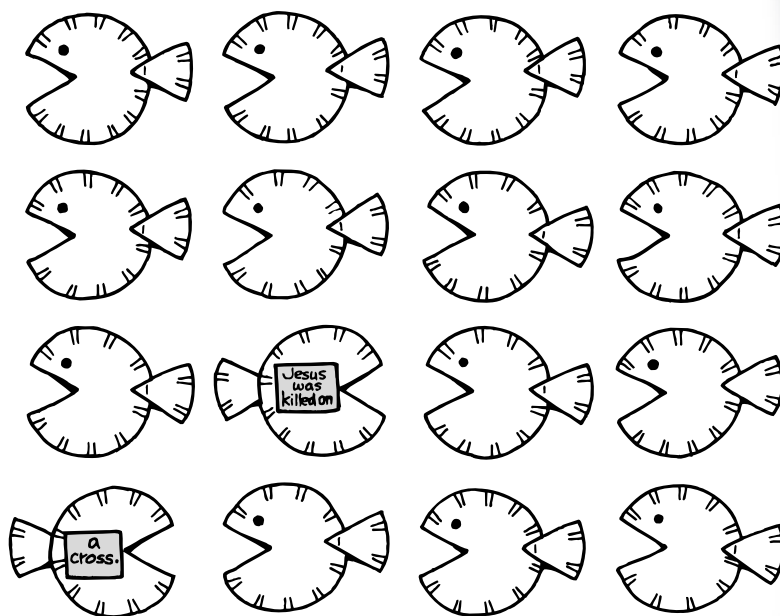
PRETEEN CHALLENGE: Instead of completing sentences, students match Bible-story questions and the answers. Use the preteen Story Cards on page 47.

Materials Checklist

- ◆ Story Cards (pp. 45-47)
- ◆ scissors
- ◆ stapler
- ◆ marker
- ◆ glue

For each team of 4 to 6 students

- ◆ 16 brightly colored paper plates



MEMORY VERSE GAME

Materials Checklist

- ◆ Session 5 Memory Verse Poster from *Elementary Teaching Resources*
- ◆ blindfold

LOVE ALWAYS

PREPARATION: Display poster.

PROCEDURE: Point to poster and read verse aloud several times, asking students to read along with you. In an open area, students play a game like Marco Polo. Ask a volunteer to be “It.” Blindfold “It.” Other students scatter around area. At your signal, “It” calls out “Love always.” Other students say “protects” and try to avoid being tagged by “It.” “It” calls out “Love always” again and other students respond “trusts.” Continue round with students responding “hopes” and “perseveres.” If “It”

has not tagged anyone, all students call out “Love never fails” and “It” selects a new volunteer to be “It.” If in any round “It” does tag someone, that person becomes “It” and game starts again. Continue as time allows. (Note: If area is very large, use masking tape to define the play area. This will keep students from spreading out too far. Any student who steps out of bounds automatically becomes “It.”)


KEY CONVERSATION: What does it mean to protect something? To trust someone? To hope for something? Our verse says that love always protects, trusts and hopes. Our verse also says that love perseveres. “Persevere” means to keep trying, even when something is difficult. When are times you have persevered even though something was very hard to do? When our verse says that love perseveres, it means that God keeps on loving us, no matter what.





What does today's Daily Treasure tell us about God's love? (God's Love Is Forever.) **The greatest treasure ever, God's love for us, will last forever! It never ends!**

PRIMARY SIMPLIFICATION: Instead of moving around, students stand in one place while playing game. Students this age may object to wearing a blindfold. Simply ask these students to keep their eyes closed while being “It.”

PRETEEN CHALLENGE: Instead of moving freely, students who are not “It” must keep one foot in place at all times.





Jesus went to a garden

to pray.

Peter cut off the ear of

a soldier who arrested Jesus.

Three times, Peter

denied knowing Jesus.

Even though Jesus
was innocent,

Pilate sentenced Him to die.

Jesus was killed on

a cross.

The women discovered

Jesus' empty tomb.
Jesus lives!

Jesus appeared to
His friends so

that they would know
He is alive.

His friends saw Jesus rise up

to heaven, where He
lives today.

**Why did Jesus go to
the garden?**

To pray.

**What did Peter do that
showed he was upset when
Jesus was arrested?**

Peter cut off a soldier's ear.

Why did Peter cry?

**He felt bad that he had
denied knowing Jesus.**

**Even though Pilate knew Jesus had not
done anything wrong, what did he do?**

Pilate sentenced Jesus to die.

How was Jesus killed?

**On a cross with two
criminals at His side.**

**What did the women
discover when they went
to visit Jesus' tomb?**

**The tomb was empty.
Jesus lives!**

**How did Jesus show His friends
that He was alive?**

**He appeared to them and
ate with them.**

**When was the last time His friends
saw Jesus?**

**When Jesus rose up and
disappeared behind a cloud.**