


**Langage écrit:** *commencer à écrire seul, les lignes verticales*



Consigne: Aide le cowboy a retrouver son cheval


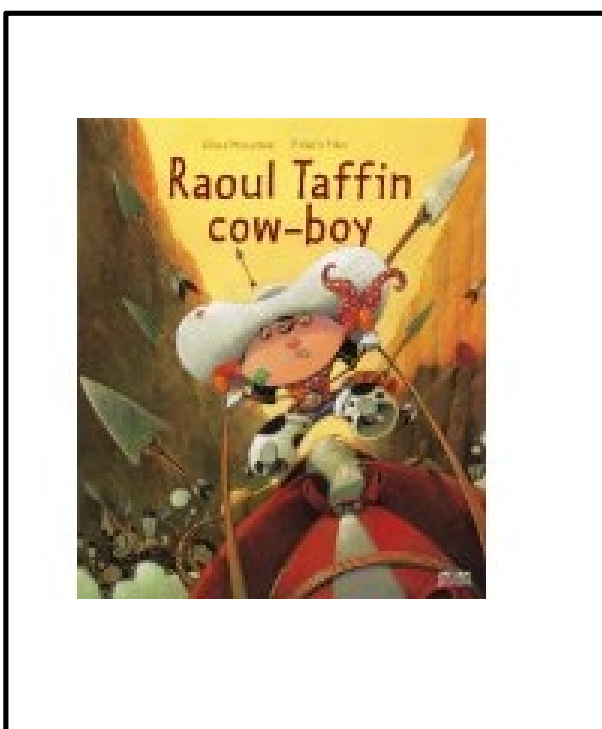







**Langage écrit:** commencer à écrire seul, les lignes verticales



Consigne: Colle des gommettes sur la couverture de l'album sur lequel on travaille






**Langage écrit:** *Discriminer des mots*



Consigne: Retrouve les mots modèles



COYOTE

COWBOY

COYOTE

COWBOY

COYOTE

COWBOY

COWBOY


COYOTE

COYOTE

COWBOY

COWBOY


COYOTE



**Explorer le monde:** se repérer dans l'espace



Consigne: Reforme le puzzle de la couverture




by  
Janet  
Squires

illustrated by  
Holly  
Berry




The illustration depicts a gingerbread cowboy standing in a desert landscape. The cowboy is constructed from various gingerbread items: a brown hat with a small animal on top, a brown vest, a blue shirt, and a large blue cowboy hat with a yellow band. The cowboy's legs are made of brown gingerbread. The background shows a desert with brown hills, green cacti, and a yellow sky. The title 'THE GINGERBREAD COWBOY' is written in red, stylized letters across the cowboy's chest.

THE  
GINGERBREAD  
COWBOY



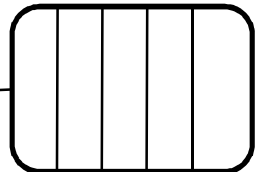
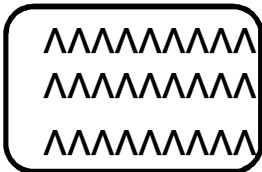
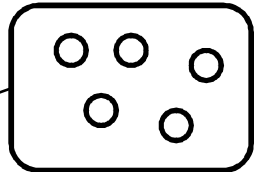
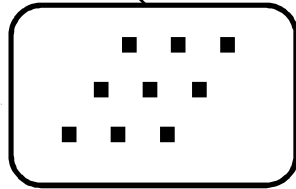


*Peindre le fond à l'éponge marron*




**S'exercer au graphisme  
décoratif**



Consigne: Termine de décorer les vêtements du cowboy





**Découvrir les nombres et leurs utilisations: construire une collection équipotente**











Consigne: Colle autant de selle qu'il y a de chevaux.


--	--


--	--

--	--





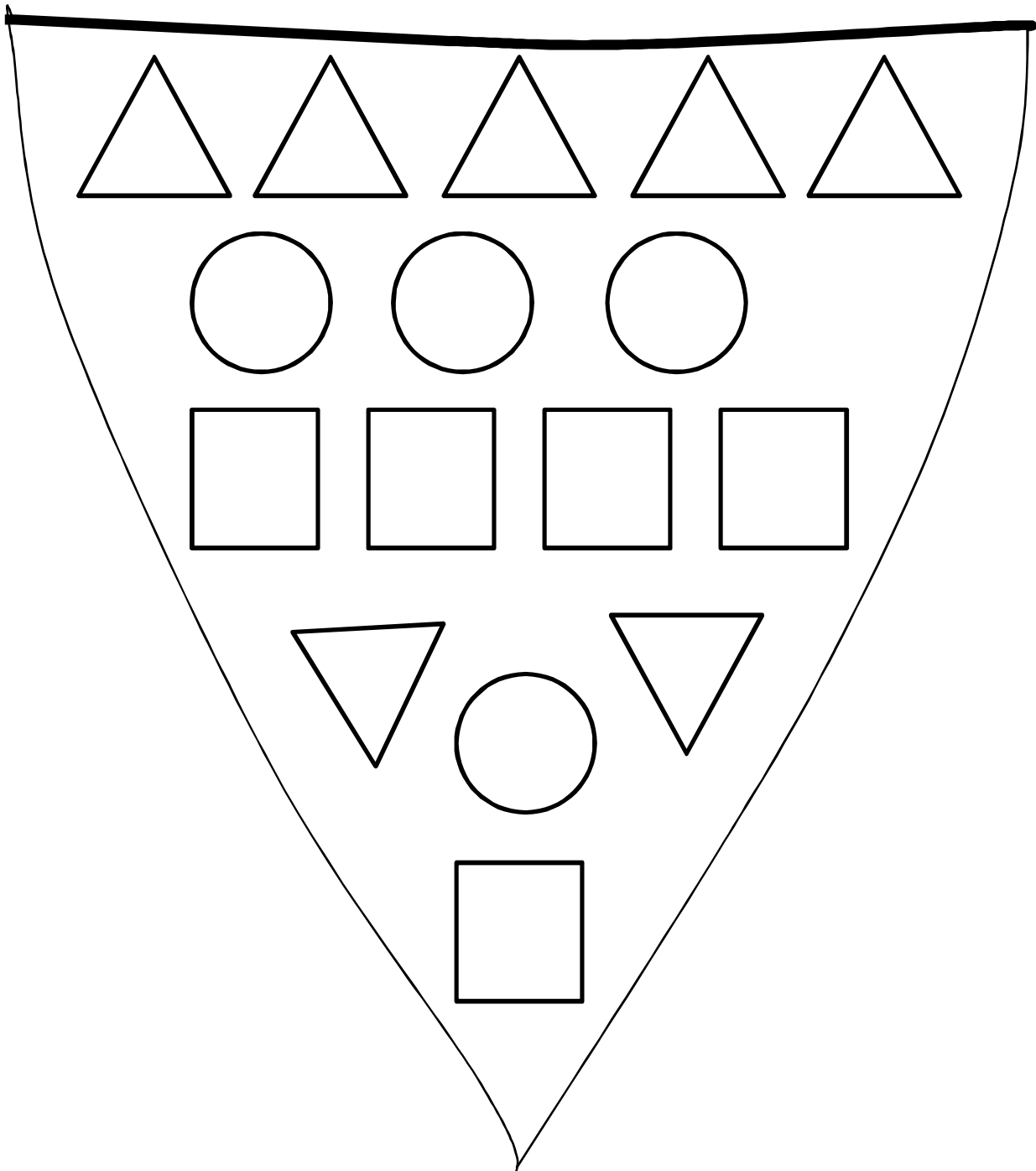





***Discriminer les formes géométriques***




Consigne: Colle les gommettes formes pour décorer le foulard du cowboy




# FEVRIER



# FEVRIER






**Découvrir les nombres et leurs utilisations: le 1**



Consigne: Colle une étoile sur chaque chapeau de sheriff

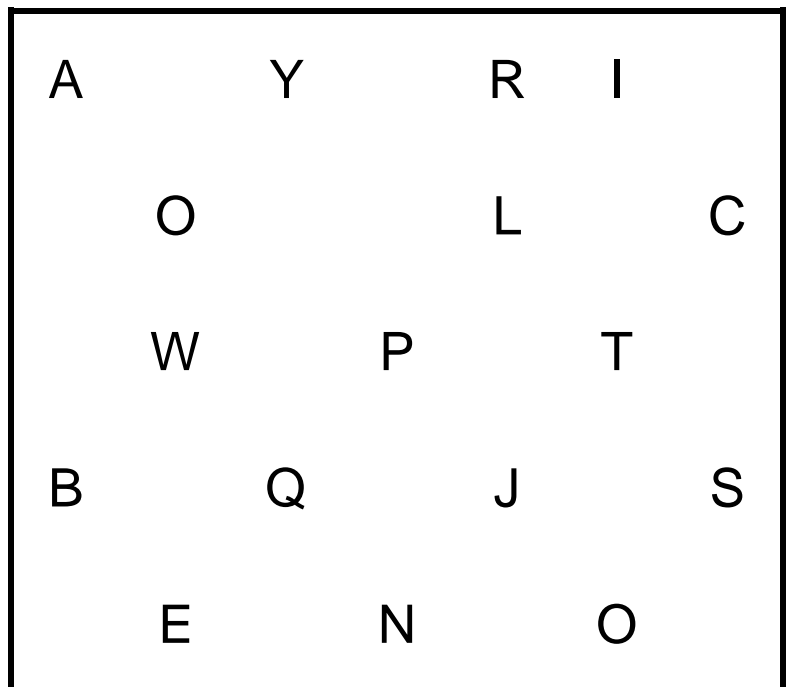








**Découvrir le principe  
alphabétique**



Consigne: Retrouve les lettres utiles pour écrire les mots suivants





**Apprendre à écrire seul:  
maîtriser son geste**



Consigne: Repasse sur les pointillés pour tracer le chapeau du cowboy et dessine une étoile de sheriff dessus

