
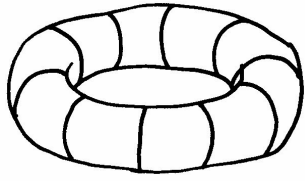






Fiche modèle 1.





B	O	U	E	E
---	---	---	---	---



B	U	L	L	E
---	---	---	---	---




M	O	U	E	T	T	E
---	---	---	---	---	---	---

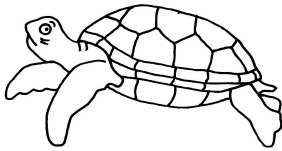


M	O	R	S	E
---	---	---	---	---

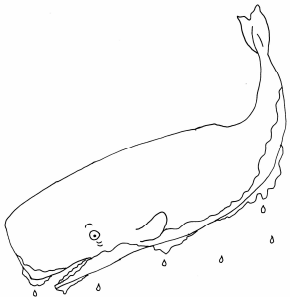
Fiche modèle 2.



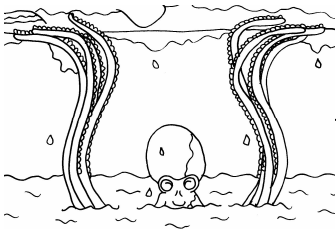
P A P A



T O R T U E



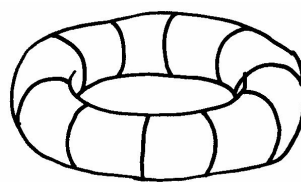
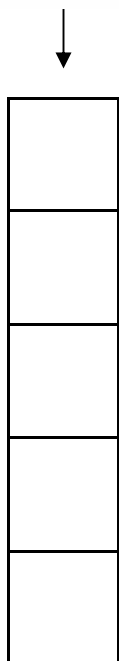

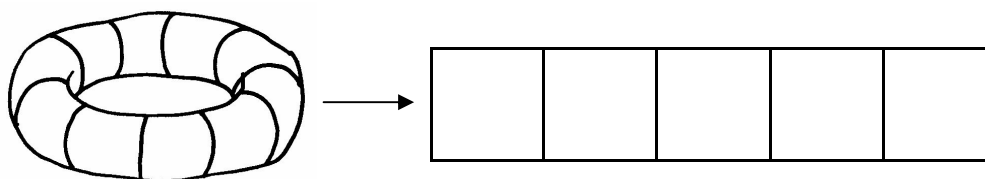
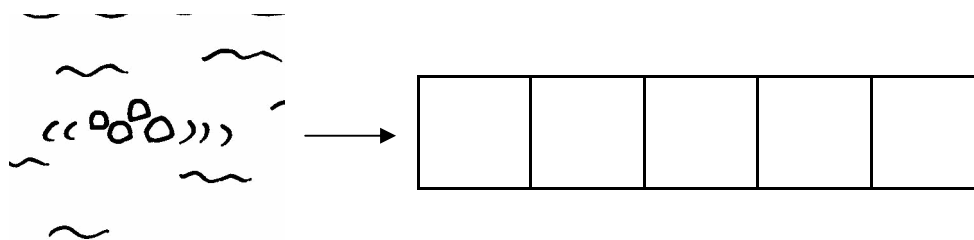
B A L E I N E



P I E U V R E

**N°1: Écris une lettre par case.**  
**La flèche indique la première case.**

**Date:**



**Prénom:**

**N°2: Écris une lettre par case.**

Date:

*Fais attention à ne pas écrire deux fois la même lettre.*

The puzzle consists of a grid of 15 empty boxes arranged in an L-shape. The top row has 5 boxes, and the left column has 5 boxes. To the left of the grid is a drawing of a lifebuoy with an arrow pointing to the first box of the top row. Above the grid is a drawing of water with an arrow pointing to the first box of the top row. Below the grid is another drawing of a lifebuoy with an arrow pointing to the first box of the bottom row. To the right of the grid is another drawing of water with an arrow pointing to the first box of the bottom row.


Prénom:

**N°3: Écris une lettre par case.**  
**La flèche indique la première case.**


Date:




--	--	--	--	--	--	--	--



--	--	--	--	--




Prénom:

**N°4: Écris une lettre par case.**

*Fais attention à ne pas écrire deux fois la même lettre.*

Date:

A crossword puzzle grid with the following structure:

- A horizontal row of 7 empty boxes.
- A vertical column of 1 empty box centered above the second box of the horizontal row.
- A vertical column of 3 empty boxes starting from the second box of the horizontal row and extending downwards.
- A horizontal row of 4 empty boxes starting from the fourth box of the horizontal row and extending to the right.
- A vertical column of 3 empty boxes starting from the fifth box of the horizontal row and extending downwards.


Clues and corresponding illustrations:

- Illustration of a walrus above the 1x1 square.
- Illustration of a bird to the left of the 1x7 row.
- Illustration of a bird to the right of the 3x1 column.
- Illustration of a walrus to the left of the 1x4 row.

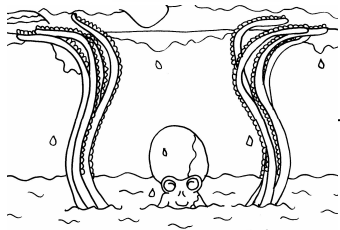
Prénom:

**N°5: Écris une lettre par case.**  
**La flèche indique la première case.**

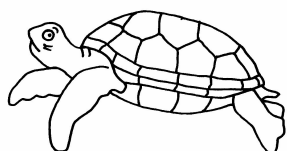
**Date:**




--	--	--	--




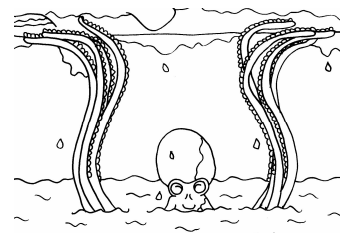
--	--	--	--	--	--	--



--	--	--	--	--	--




**Prénom:**

**N°6: Écris une lettre par case.**

*Fais attention à ne pas écrire deux fois la même lettre.*

Date:

The crossword puzzle grid consists of the following structure of empty cells:

- A vertical column of 4 cells.
- A horizontal row of 7 cells, intersecting the vertical column at its second cell from the top.
- A vertical column of 3 cells, intersecting the horizontal row at its fourth cell from the left.
- A vertical column of 4 cells, intersecting the horizontal row at its first cell from the left.

Illustrations and arrows indicate the starting points for the words:

- A turtle is positioned above the 4-cell vertical column, with an arrow pointing down to its top cell.
- A boy is positioned above the 3-cell vertical column, with an arrow pointing down to its top cell.
- A jellyfish is positioned to the left of the 7-cell horizontal row, with an arrow pointing right to its first cell.

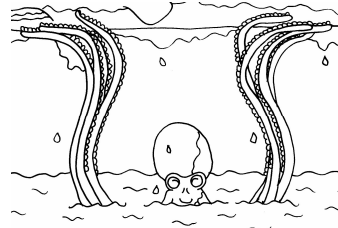

Prénom:




**N°7: Écris une lettre par case.**

*Fais attention à ne pas écrire deux fois la même lettre.*

Date:



--	--	--	--




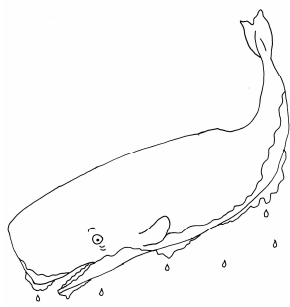
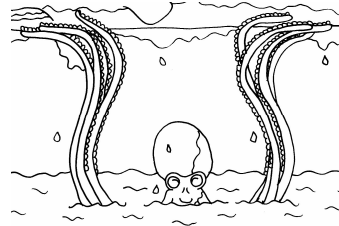

--	--	--	--	--	--

--

Prénom:

**N°8: Écris une lettre par case.**  
*Fais attention à ne pas écrire deux fois la même lettre.*

Date:



A crossword puzzle grid with the following structure:

- A vertical column of 3 squares at the top.
- A horizontal row of 7 squares in the middle.
- A vertical column of 5 squares in the center.
- A horizontal row of 5 squares at the bottom.

Arrows indicate the starting points for the words:



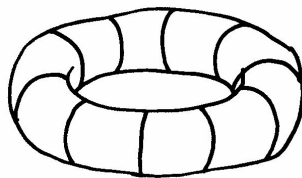
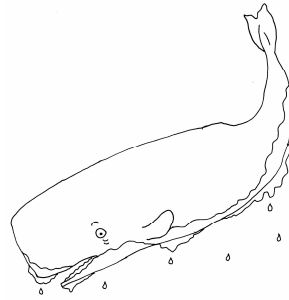

- From the top of the 3-square vertical column, an arrow points down to the first square.
- From the top of the 5-square vertical column, an arrow points down to the first square.
- From the left side of the 7-square horizontal row, an arrow points right to the first square.
- From the left side of the 5-square horizontal row, an arrow points right to the first square.

**Prénom:**

**N°9: Écris une lettre par case.**

*Fais attention à ne pas écrire deux fois la même lettre.*

Date:



Prénom: