

Ateliers échelonnés : tris avec les oursons



petite et moyenne section

ETAPE 1 : tri selon la couleur

Fiche 1 : trie les oursons jaunes




Fiche 1 bis : trie les ours jaunes



Fiche 2 : trie les ours rouges



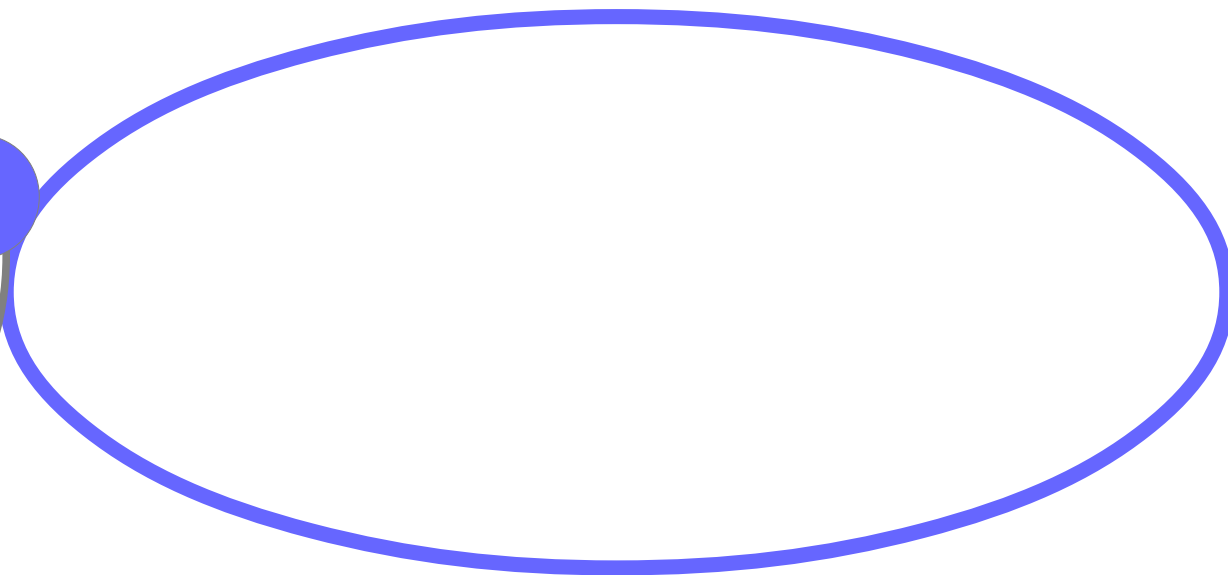

Fiche 2 bis : trie les ours rouges



Fiche 3 : trie les ours bleus




Fiche 3 bis : trie les oursons bleus



Fiche 4 : trie les oursons Verts



Fiche 4 bis : trie les ours verts






A partir de cette fiche, il est conseillé de travailler en format A3

Fiche 5 : trie les oursons jaunes et bleus






Fiche 5 bis : trie les ours jaunes et bleus



Fiche 6 : trie les ours rouges et verts







Fiche 6 bis : trie les ours rouges et verts



Fiche 7 : trie les oursons verts et jaunes






Fiche 7 bis : trie les ours verts et jaunes




Fiche 8 : trie les oursons rouges et bleus






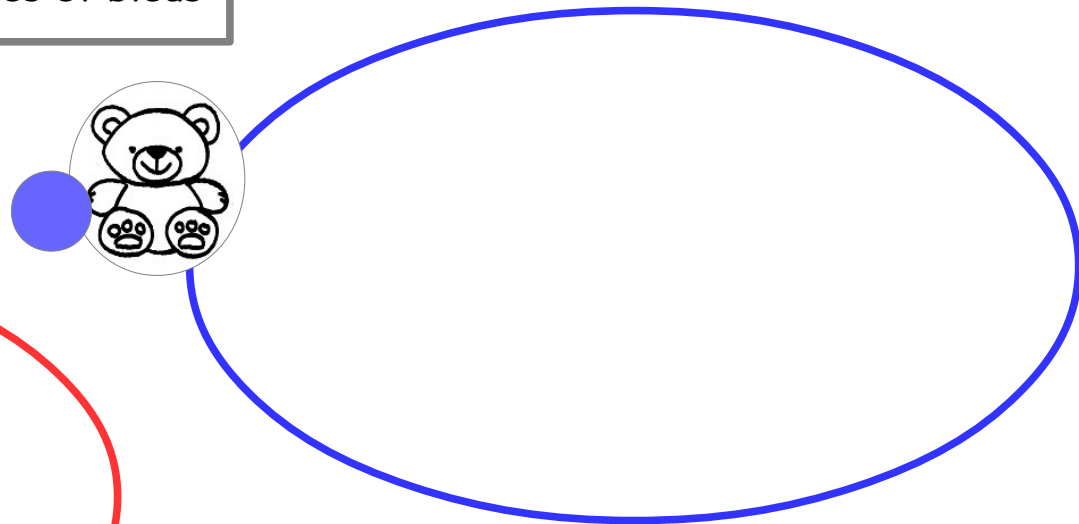
Fiche 8 bis: trie les oursons rouges et bleus




Fiche 9: trie les ours rouges, jaunes et bleus



Fiche 9 bis: trie les ours rouges, jaunes et bleus



Fiche 10: trie les ours rouges, jaunes, bleus et verts



Fiche 10 bis: trie les ours rouges, jaunes, bleus et verts

