

# God's Plan: 2 MAKE US!

## Bible Story

### The Creation Formulation

Genesis 1:1—2:2

## Bible Verse

"In the beginning, God created the heavens and the earth. So God created man in his own likeness. He created him in the likeness of God. He created them as male and female." Genesis 1:1,27

Who made the world and who made me?

God, who created the universe, made you and loves you.

## Session Goals

1. PARTICIPATE in telling the story of Creation.
2. IDENTIFY ways we are different from the rest of God's creation.
3. THANK God for loving and creating us.
4. CHOOSE to become a member of God's family, as the Holy Spirit leads.

## Spark Principle— Gravity

When He made the world, God created all the scientific laws that govern it—laws like gravity.





## Sun

God said, "Let there be light." This is how the sun was sparked to life.

The sun represents this first phase of God's plan, the creation of the world and humankind. When you see a sun shape, you can remember that God not only created the universe but He also created you and loves you.

## Heart Prep by Henrietta Mears

The design of the Bible is to reveal God's plan in the creation of the world and its redemption from sin by Jesus Christ. Let us begin where the Bible begins and trace the marvelous unfolding of His plan. As we see God's plan unfold, let us keep in mind that He is the divine architect. The plan of the ages is a great and wonderful plan. It is comprehensive and complete; the God who made it is greater than His plan.

We look around us at the universe that the Lord has created. We see its beauty. We look through a telescope and we are made aware of the immensity of God's universe. We use a microscope and we are made aware of the detail and the intricacy of the universe. And our new awareness serves only to make us wonder how we fit into the whole marvelous work. But we have a place. And that place is made for us by the fact that God who made all things loves us and wants us to know Him.

We come to know Him through His creation. But it is so great, it awes us. We come to know Him through the Bible and we see that God is holy and we are sinful. We come to know Him through the Lord Jesus Christ and we learn that He loves us and wants us to be with Him for all eternity. He wants this so much that He has provided a way of salvation for us so that we will be fit to dwell with Him.

We look at the universe and say, "Oh Lord, how great Thou art." Then we look at the cross and say, "Wonder of wonders, He loves even me."

## Bible Story Recap

Back before the birth of planet Earth, God was here. And God made Earth. First there was water and darkness everywhere. Then God said, "Let there be light!" and there was light! Then God separated the light from the darkness and called the light "day."

On the second day, God made a big space to separate the waters and called the space the "sky."

On the third day, God moved the water on the earth so that dry ground appeared. God called the dry ground "land" and the waters "oceans."

After that, the land was covered with all kinds of plants and trees. Then God put the sun, moon and stars in the sky, so the earth would have light in both daytime and nighttime.

On the fifth day, God filled the waters and the skies with all kinds of living creatures! And on the sixth day, God made ALL the animals that live and move on land.

By now, life was everywhere! God saw that it was GOOD, but it wasn't FINISHED. God made a man and a woman to enjoy and take care of all that He had created. The Bible says they were made in God's own image. They could make choices about things; but most important of all, they could talk with God and love Him. God blessed the man and woman and told them to rule over all the earth and everything in it.

After the sixth day, God's wonderful creation was complete. And it was good. On the seventh day, God rested from all He had done.

## Daily Recap

At the end of each session, take time to reflect on what happened. Use these questions as a guide:

- ☉ What worked well today? What truth did you discover from God's Word?
- ☉ As you prepare for Session 2, ask God to help you focus on Jesus during the busy VBS schedule.
- ☉ Be prepared to tell about a time when knowing a particular Bible verse helped you to do right instead of sin.

# Bible Story Review Game

## Creation Mixer

### Preparation

Photocopy Session 1 Question Sheet and keep it on hand during the game. On each Post-it Note print the name of something God created in Genesis 1—an animal, fish, bird, plant, tree, planet, heavenly body, etc.

### Materials

- Bible
- Session 1 Question Sheet (p. 44)
- 1 Post-it Note for each child, plus a few extra
- pen

### Procedure

**Welcome to SonSpark Labs, where you will discover the most amazing things about God and His plan for you! Today we're going to have some fun getting to know one another and God's creation a little better.**

Stick a Post-it Note on the back of each child's shirt. Children mingle, asking questions to determine which part of creation they are. Only questions that can be answered yes or no are allowed (for example, "Am I a plant?" "Do I fly in the air?" "Am I the sun?").

After a few moments, have children freeze. **Who knows what they are?** Children who have correctly figured out what they are form a group and answer, or choose a volunteer to answer, one of the Bible Story Review Questions from the Session 1 Question Sheet. Switch around the Post-it Notes of the children who discovered what they were, and continue playing and answering questions as time allows.

### Game Tip

Whenever you prepare something, making "one for each child," be sure to make some extras for unexpected visitors.



### Conversation

**What is our Daily Plan today? I'll start it and you finish: God's Plan is . . .** Pause for children to respond, "2 MAKE Us!" **Because God made people, He loves us! God made a plan so that people can know and love Jesus.**

**Younger Elementary Adaptation:** Instead of the Bible Story Review Questions on the Session 1 Question Sheet, use Younger Elementary Questions. If the answer is false, ask children to explain why they think the answer is false.

**Older Elementary Adaptations:** Choose two or more examples from each category if your group is large (giraffe/raccoon, eel/goldfish, Jupiter/Earth, etc.). After figuring out what they are, children group themselves according to category.

In addition to or instead of using the Bible Story Review Questions on the Session 1 Question Sheet, use the Older Elementary Questions, which are designed to promote discussion.

# Bible Verse Game



## Body Parts

### Preparation

Photocopy Body Parts Cards and cut apart. Tape each card to a separate paper plate. On a large sheet of paper, print “In the beginning, God created the heavens and the earth.” Then, draw blank lines for each letter of the remaining words of the verse, ending with “Genesis 1:1,27.”

On second large sheet of paper, draw a figure (see sketch). Include all body parts on Body Parts Cards. Draw figure in one corner of paper, leaving most of paper blank to draw on.

Tape papers next to each other on a wall. Near papers, arrange paper plates on floor in a grid pattern. Use masking tape to make a starting line approximately 10 feet (3 m) from the paper plates.



### Procedure

Players play a game like Hangman. All players line up behind masking-tape line and take turns tossing beanbag onto the paper plates. If the beanbag lands on a paper plate, the player guesses a letter. If the letter is in the remaining words of the verse, write the letter on the correct line(s). Then, on the paper with the body sketch, player draws the body part on which the beanbag landed. If a child guesses a letter incorrectly, write the incorrect letter on the side of the verse paper.

The object of the game is for players to guess the remaining words of the Bible verse before completing the figure with all body parts. If the beanbag lands anywhere but on a paper plate, player tosses

beanbag again. If the beanbag lands on a body part that has already been drawn, player guesses a letter, but no body part is drawn.

When a player correctly guesses all the missing words, display Session 1 Bible Verse Poster, and lead players to say the words of the verse with you.

### Conversation

**It’s not that easy to draw (eyes) without a (head) or (hands) without (arms), is it? (Tailor the conversation to match the way your game played out.) That’s how our sketch person came together, but that’s not how God made us! God had a plan when He made the world and all the things in the world—including us!**

- What does this verse tell us God made? (The heavens and the earth. A man and a woman.)
- According to our verse, who is it that people were made to be like? (God.)
- What do you learn about God’s creation from this verse?
- What are some ways we can show God that we are grateful for His creation?

(Take care of the plants and animals. Give thanks to God in prayer. Sing songs of praise to God.)

**What is our Daily Plan today?** Children respond, “God’s Plan: 2 MAKE Us!” **God’s plan for creation worked great! God’s plans are always the best. Throughout SonSpark Labs VBS, we’re going to be talking about how God’s plan for you is Jesus! Today is all about the first part of God’s plan, to make us. God made us and He loves us!**

**Younger Elementary Adaptation:** Fill in some of the letters on the blank lines.

## Materials

- Bible
- Session 1 Bible Verse Poster from Bible Teaching Poster Pack
- Body Parts Cards (p. 45)
- scissors or paper cutter
- masking tape
- 10 paper plates
- 2 large sheets of paper
- marker
- beanbag

# Recreation Game

## Gravity Grab

### Preparation

Use chalk, rope, tape or other way to mark game boundaries to make two lines about 50 feet (15 m) apart. Place chair in center of playing area.


### Procedure

Divide group into two teams. Teams stand behind their lines and face each other. Leader assigns a number to each player on one team and assigns the same numbers to players on the other team.

Leader stands on chair, concealing the feather in one hand and the Ping-Pong ball in the other, and calls out a number. The players from each team who have that number stand next to the leader with their hands behind their backs. Leader raises hands in the air and begins game by dropping only one of the objects. As the object is falling, players try to grab it and take it back to their teams.

## Materials

- 🕒 Bible
- 🕒 chalk, rope, tape or other way to mark game boundaries
- 🕒 sturdy chair
- 🕒 large feather
- 🕒 Ping-Pong ball



When a player has possession of the object, player runs back to team. The other player tries to tag the runner before runner can get across the team's line. If the runner is tagged, runner joins the tagger's team. However, if runner gets home free, tagger has to join the runner's team.

Continue playing until all the numbers have been called. The team with the most players answers one of the discussion questions below. (Variation: Use other objects to show how gravity affects different objects.)

### Conversation

Our game showed gravity at work. Our Spark Principle of the day is gravity. Gravity is just one of the many laws God created when He made the world and everything in it. God's laws help the world and all the universe work correctly.

- 🕒 **God made our bodies just right to work in Earth's gravity. What would happen to us if there were no gravity?**
- 🕒 **How does God feel about us?** (God loves us. God wants to be our friend.)
- 🕒 **How do you feel about having God as a friend?** Volunteers respond.

**What is our Daily Plan today?** Children respond, "God's Plan: 2 MAKE Us!" **This is just phase one of God's plan for you. Tomorrow and the next day and the next and every day at SonSpark Labs, we'll be talking about God's plan for you. Do you remember how it goes? I'll start it and you finish: God's Plan 4 U = . . .** Pause for children to respond, "Jesus!"

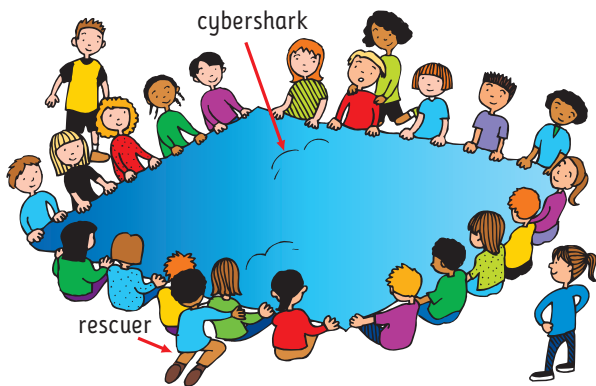


# Alternate Recreation Game

## Cybersharks

### Procedure

Children sit around the edge of the tarp or parachute with their legs underneath it. Choose two children to be the Cybersharks and four children to be the Rescuers. The rest of the class holds onto the edge of the tarp and waves it up and down. The two Cybersharks crawl underneath the tarp and randomly grab players' legs to try to "suck" them into their cyberspace under the tarp. The Rescuers try to pull players from the grasp of the Cybersharks. Cybersharks must stay on their hands and knees at all times.



Players pulled under the tarp become additional Cybersharks. When only a few players remain holding the tarp, choose new Cybersharks and Rescuers to play another game.

### Game Tip

Though this game appears rough, with adequate supervision it is great fun and works well.

### Conversation

Raise your hand if you had fun pretending to be a shark! Sharks are fish—the first creatures God made when He created the earth.

- What are some of the things God made when He created the world? (Land. Water. Plants. Animals. People.)
- What were the names of the first man and woman? (Adam and Eve.)
- How did God show His love for us when He created Earth, the animals and you? (He made the sun so that we have heat and light. He gave animals ways to protect themselves. He made our bodies in amazing ways.)

**What is our Daily Plan today?** Children respond, "God's Plan: 2 MAKE Us!" **God made us and He LOVES us! Isn't that great news? Every day at SonSpark Labs, we're going to talk about God's plan for you. It's Jesus! By the end of VBS, you'll understand all about God's plan and how you can be a part of that plan FOREVER!**

### Materials

- Bible
- large dark-colored tarp or parachute



# Session 1 Question Sheet

## Bible Story Review Questions

- ⦿ **What did God create before He made Earth?** (Light and darkness.)
- ⦿ **What is something God made when He created the world?** (Land. Water. Plants. Animals.)
- ⦿ **What were the first animals God created?** (Fish.)
- ⦿ **What were the names of the first man and woman?** (Adam and Eve.)
- ⦿ **What job did God give Adam to do?** (Rule over His creation. Take care of everything.)
- ⦿ **How did God feel about Adam and Eve?** (God loved them.)
- ⦿ **What was the name of the place where Adam and Eve lived?** (The Garden of Eden.)
- ⦿ **What did God think about His creation?** (That it was good.)
- ⦿ **Why do you think God made light? Plants? Birds?** (Light is needed for there to be life. Plants are eaten by animals and people for nourishment. Birds help plants grow. All these things are enjoyable to people.)
- ⦿ **Why do you think God created Adam and Eve?** (God wanted someone to talk to. He wanted someone to love who would love Him. God planned for men and women to be His friends.)

## Younger Elementary Questions











- ⦿ **Before He made the earth, God created daytime and nighttime. True or False?** (True.)
- ⦿ **God put clouds in the sky. True or False?** (True.)
- ⦿ **God was surprised when plants started to grow on the land He'd made. True or False?** (False. God made the plants.)

- ⦿ **God created land, water and plants, but not animals. True or False?** (False. God created animals. God created everything.)
- ⦿ **Before He made the animals, God created people. True or False?** (False. God made the animals before He made people.)
- ⦿ **The names of the first man and woman were Adam and Eve. True or False?** (True.)
- ⦿ **God made Adam and Eve so that they would be His special friends. True or False?** (True.)
- ⦿ **God didn't care about Adam and Eve. True or False?** (False. God loved them.)
- ⦿ **Adam and Eve were the same as all the other creatures God had created. True or False?** (False. God made them in His image.)
- ⦿ **After God made His creation, He rested. True or False?** (True.)

## Older Elementary Questions

- ⦿ **What is one of your favorite things that God created? Your favorite plant? Favorite animal? Favorite food? Why do you like that thing?**
- ⦿ **What do you like about the way God made your body?**
- ⦿ **What are some things people need to live?** (Food. Air. Water. Friends. Warmth.) **Why do you think God made the world to have the things that we need?** (God loves and takes care of us.)
- ⦿ **How did God show His love for us when He created the earth, the animals and you?** (He made the sun so that we have heat and light. He gave animals ways to protect themselves. He made our bodies in amazing ways.)
- ⦿ **What are some ways we can show God that we are grateful for His creation?** (Take care of plants and animals. Give thanks to God in prayer. Sing songs of praise to God.)

# Body Parts Cards (Session 1)

 <b><i>Legs</i></b>	 <b><i>Hands</i></b>
 <b><i>Eyes</i></b>	 <b><i>Head</i></b>
 <b><i>Body</i></b>	 <b><i>Mouth</i></b>
 <b><i>Ears</i></b>	 <b><i>Nose</i></b>
 <b><i>Feet</i></b>	 <b><i>Arms</i></b>