

Prénom : _____

Date : _____


lundi	mardi	mercredi	jeudi	vendredi	samedi	dimanche
-------	-------	----------	-------	----------	--------	----------



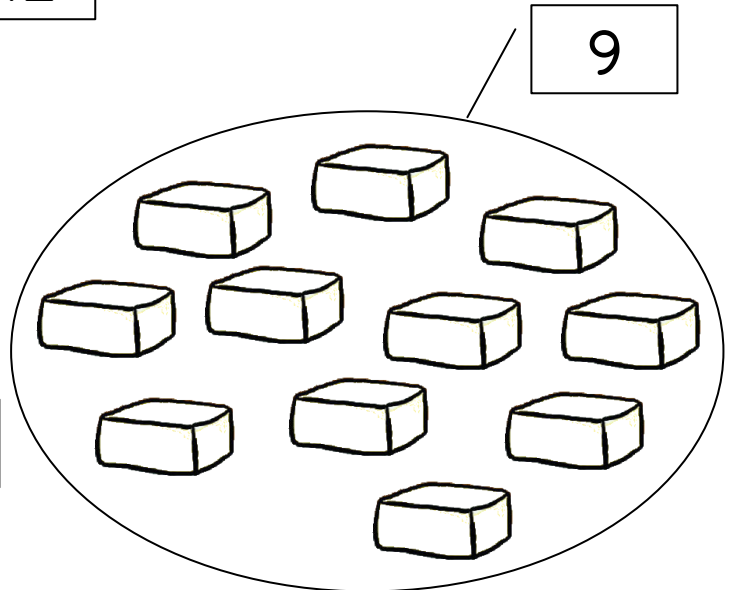
Découvrir le monde – Quantités et nombres

Compétences visées : Comparer des quantités ; Associer le nom de nombres connus avec leur écriture chiffrée.


Consigne : Colorie la quantité d'ingrédients nécessaire pour faire des galettes.



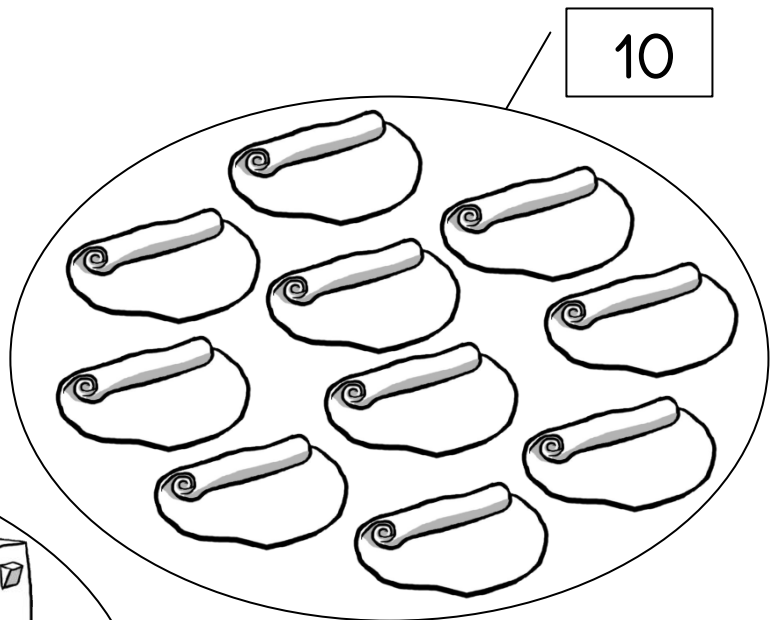
12



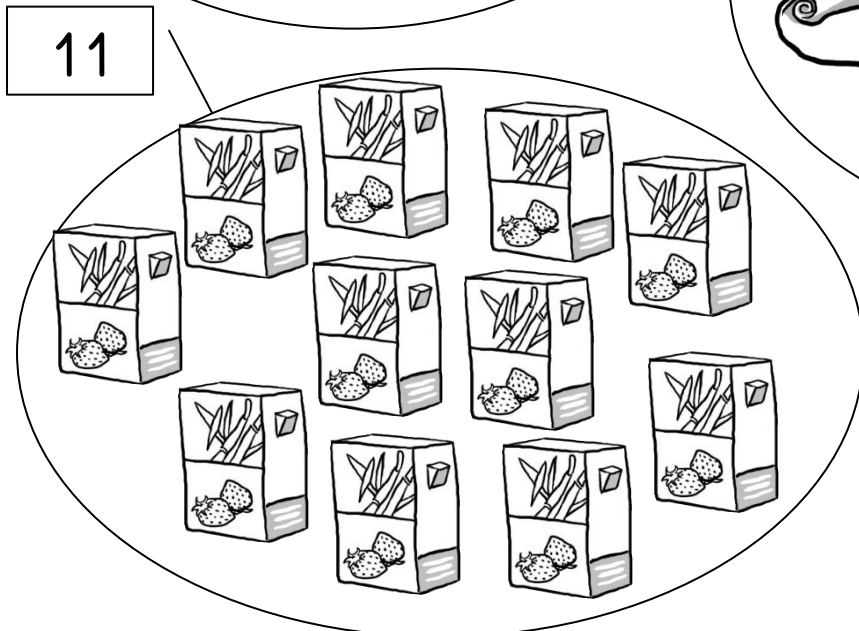
9



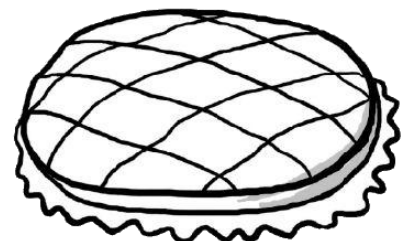
8



10



11



Prénom : _____

Date : _____

lundi	mardi	mercredi	jeudi	vendredi	samedi	dimanche
-------	-------	----------	-------	----------	--------	----------



Découvrir le monde – Quantités et nombres

Compétences visées : Comparer des quantités.

Consigne : Colorie le personnage à qui il reste le plus parts de galette.

Activity 1: A girl and a boy are shown with their respective pie charts. The girl's pie chart has 5 out of 8 slices shaded. The boy's pie chart has 4 out of 8 slices shaded. Below each pie chart is a small empty box for the answer.

Activity 2: A girl and a boy are shown with their respective pie charts. The girl's pie chart has 8 out of 8 slices shaded. The boy's pie chart has 4 out of 8 slices shaded. Below each pie chart is a small empty box for the answer.

Activity 3: A girl and a boy are shown with their respective pie charts. The girl's pie chart has 5 out of 8 slices shaded. The boy's pie chart has 4 out of 8 slices shaded. Below each pie chart is a small empty box for the answer.

Activity 4: A girl and a boy are shown with their respective pie charts. The girl's pie chart has 4 out of 8 slices shaded. The boy's pie chart has 4 out of 8 slices shaded. Below each pie chart is a small empty box for the answer.

Activity 5: A girl and a boy are shown with their respective pie charts. The girl's pie chart has 2 out of 8 slices shaded. The boy's pie chart has 4 out of 8 slices shaded. Below each pie chart is a small empty box for the answer.

Activity 6: A girl and a boy are shown with their respective pie charts. The girl's pie chart has 5 out of 8 slices shaded. The boy's pie chart has 4 out of 8 slices shaded. Below each pie chart is a small empty box for the answer.

Prénom : _____ Date : _____

lundi	mardi	mercredi	jeudi	vendredi	samedi	dimanche
-------	-------	----------	-------	----------	--------	----------



Découvrir le monde – Quantités et nombres

Compétences visées : Comparer des quantités.

Consigne : Colorie le personnage à qui il reste le moins de parts de galette.

Activity 1: A girl and a boy are shown with their respective pie charts. The girl's pie chart is completely shaded (8/8 parts). The boy's pie chart has 4 out of 8 parts shaded. Below each pie chart is a small empty rectangular box for the student to write the number of unshaded parts.

Activity 2: A girl and a boy are shown with their respective pie charts. The girl's pie chart has 4 out of 8 parts shaded. The boy's pie chart has 4 out of 8 parts shaded. Below each pie chart is a small empty rectangular box for the student to write the number of unshaded parts.

Activity 3: A girl and a boy are shown with their respective pie charts. The girl's pie chart has 2 out of 8 parts shaded. The boy's pie chart has 4 out of 8 parts shaded. Below each pie chart is a small empty rectangular box for the student to write the number of unshaded parts.

Activity 4: A girl and a boy are shown with their respective pie charts. The girl's pie chart has 4 out of 8 parts shaded. The boy's pie chart has 4 out of 8 parts shaded. Below each pie chart is a small empty rectangular box for the student to write the number of unshaded parts.

Activity 5: A girl and a boy are shown with their respective pie charts. The girl's pie chart has 4 out of 8 parts shaded. The boy's pie chart has 4 out of 8 parts shaded. Below each pie chart is a small empty rectangular box for the student to write the number of unshaded parts.

Activity 6: A girl and a boy are shown with their respective pie charts. The girl's pie chart has 4 out of 8 parts shaded. The boy's pie chart has 4 out of 8 parts shaded. Below each pie chart is a small empty rectangular box for the student to write the number of unshaded parts.

Prénom : _____ Date : _____


lundi	mardi	mercredi	jeudi	vendredi	samedi	dimanche
-------	-------	----------	-------	----------	--------	----------






Découvrir le monde – Quantités et nombres



Compétences visées : *Approche de l'addition.*


Consigne : Compte le nombre de parts mangées pour chaque repas puis calcule la quantité globale.






Déjeuner	Dîner
	
<input type="text"/>	<input type="text"/>
+ =	
<input type="text"/>	





Déjeuner	Dîner
	
<input type="text"/>	<input type="text"/>
+ =	
<input type="text"/>	



Déjeuner	Dîner
	
<input type="text"/>	<input type="text"/>
+ =	
<input type="text"/>	



Déjeuner	Dîner
	
<input type="text"/>	<input type="text"/>
+ =	
<input type="text"/>	