

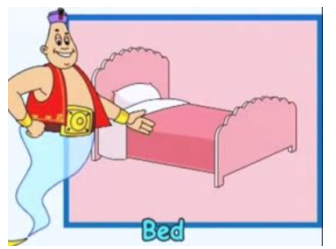



THE DOLL'S HOUSE

Vocabulary : read and learn.



Exercises 1: Look, say and write


	<p>What colour is the bed ?</p> <p>It's yellow.</p>
	<p>_____</p> <p>_____</p>
	<p>_____</p> <p>_____</p>
	<p>_____</p> <p>_____</p>

Exercices 2: read and answer (he / she)*



_____ ?

_____ .



_____ ?

_____ .



_____ ?

_____ .

(he = il, she = elle)

The story: listen and glue the pictures in order

1

2

3

4

5

6

7





8

9

10

11

12



The story: learn this sketch.

- Hello, Mrs Clark. Where's Cindy?
- ***She's in her bedroom.***
- Hi, Cindy. Wow! A doll's house. It's very nice!
Oh, look the kitchen is yellow!
- ***There's a pink bed in the bedroom!***
- Who's in the bathroom?
- ***It's Masid! He's in the bath.***
- Look! He's red! Ha! Ha!

- Bonjour madame Clark. Où est Cindy?
- ***Elle est dans sa chambre.***
- Hi, Cindy. Wow! Une maison de poupée. C'est très beau!
Oh, regarde la cuisine est jaune!
- ***Il y a un lit rose dans la chambre!***
- Qui est dans la salle de bain?
- ***C'est Masid! Il est dans le bain.***
- Regarde ! Il est rouge! Ha! Ha!