

REPUBLIC OF TUNISIA  
MINISTRY OF EDUCATION

# Let's Learn English

**7** Th Year Basic Education  
Student's Book

## AUTHORS

**Najoua BEN ALI**  
Inspector

**Messaoud BEN MSADDEG JEBABI**  
Inspector

**Ali SOULI**  
Inspector

**Mourad ABIDA**  
Teacher

## EVALUATORS

**Hela BERGAOUI NAFTI**  
Inspector

**Mahmoud MELKI**  
Inspector

National Pedagogic Centre



# Table of contents

## Module 1

Section one : Tell me about your family	5
Section two : Tell me more about your family	8
Section three : What are your hobbies ?	13
Section four : How do you spend your day ?	20
Let's review	26
Let's remember	33
Self-evaluation	39

## Module 2

Section one : Aly's friend	40
Section two : What's happening ?	47
Section three : Welcome to Tunisia	54
Section four : Time for lunch	60
Let's review	66
Let's remember	71
Self-evaluation	74

## Module 3

Section one : Aly's house	75
Section two : Uncle Hedy's farm	80
Section three : Market day	86
Section four : Happy birthday	91
Let's review	98
Let's remember	102
Self-evaluation	105

## Module 4

Section one : You must be careful	107
Section two : What's the matter ?	111
Section three : Let's keep fit	119
Section four : What's the weather like ?	125
Let's review	132
Let's remember	138
Self-evaluation	140

## Module 5

Section one : Let's visit Aly's school	141
Section two : Who is your favourite teacher ?	150
Section three : Let's help others	156
Section four : Goodbye Peter	160
Let's remember	165

## ACKNOWLEDGEMENTS

The authors would like to thank Mrs Lamia DHAOU ABIDA, Mrs Toumia KHAMMASSI, Mrs Anissa LEGER YAHYAOUÏ and the pupils Rim BOUSLAMA, Youssef AHRES and Khalil BOUDHINA for their valuable contribution and support in the development of these materials.

We are also grateful to our spouses and families for their unfailing support.

Our thanks are also due to Mrs Hela BARGAOUI NAFTI and Mr Mahmoud MELKI who evaluated these materials.

Finally, we thank the dedicated staff at CNP, Tunis

**The Authors**

## PREFACE

\* **Let's Learn English** is designed for Seventh Year Basic Education pupils. It is made up of two interdependent Books : a Student Book and an Activity Book.

\* **Let's Learn English** contains five modules dealing with themes that cover the requirements of the English Programmes – Year Seven Basic Education. Each module is divided into 4 input sections and a review. Each section proposes several activities. Ample description on how to use the various activities is provided in the Teacher's Book.

\* We have drawn upon various methodological principles while working on **Let's Learn English** since no one single approach or method can claim to be exhaustive and far-reaching.

\* We have opted for principled eclecticism through the proposal of a variety of techniques, advocated by different approaches and methods. Role play, mimicry, physical responses and repetition are but some of these techniques.

\* It is our belief that learner-centredness and autonomous learning are essential in teaching a foreign language. Therefore, most of the activities proposed in **Let's Learn English** aim at involving the learner while encouraging learner autonomy. Project Work – the ultimate in collaborative learning is initiated as early as the first module. The purpose is to encourage autonomous and collaborative learning through the achievement of simple projects.

\* Recreational and ludic activities (time for a song / time for a joke / listen and colour, etc) are meant to motivate the young learners and meet their needs for fun and anxiety-free atmosphere while learning a new language.

\* We shall conclude with a word of caution : **Let's Learn English** - in its first edition - surely presents weaknesses and limitations. In this regard, any criticism and suggestions for improvements that could be incorporated in the second edition will be welcome.

**The Authors**

## PHONETIC SYMBOLS

### Short vowels

/ i / sister

/ ʌ / mother

/ ɔ / watch

/ u / good

/ ə / arrive

/ æ / family

/ e / bed

### Long vowels

/ i:/ teacher

/ a:/ father

/ ɔ:/ sport

/ u:/ school

/ ə:/ early

## Diphthongs (2 vowels)

/ ei /

day

/ ai /

like

/ ɔi /

boy

/ əu /

go

/ au /

now

/ eə /

there

/ iə /

here

/ uə /

poor

## Consonants

/p/ play /k/ class /f/ family /s/ sport /h/ hello

/b/ bed /g/ go /v/ very /z/ visit /m/ mother /j/ yes

/t/ time /tʃ/ children /θ/ birthday /n/ nice /w/ with

/d/ day /dʒ/ luggage / ð / brother / ʃ / delicious / l /late

/ ʒ / usually /r/ read / ɹ / morning

# Module one

## Module One


Page	Section	Skills	Function	Grammar	Lexis	Pronunciation	Project
5	<b>One:</b> Tell me about your family	Speaking Reading Listening	<ul style="list-style-type: none"> <li>Greeting</li> <li>Introducing self and others</li> <li>Identifying</li> </ul>	<ul style="list-style-type: none"> <li>Hello / Hi</li> <li>Subject pronouns</li> <li>Verb to be</li> <li>Demonstratives</li> </ul>	<ul style="list-style-type: none"> <li>pupil – teacher-</li> <li>brother – sister-</li> <li>little - farmer – friend -</li> <li>meet</li> </ul>	/ a: / - / ʌ / - / i /	
5	<b>Two :</b> Tell me more about your family	Reading Writing Speaking Listening	<ul style="list-style-type: none"> <li>Introducing</li> <li>Identifying</li> <li>Asking about age and number</li> <li>Possession</li> </ul>	<ul style="list-style-type: none"> <li>Have got</li> <li>Short answers</li> <li>How many</li> <li>How old</li> </ul>	<ul style="list-style-type: none"> <li>more – grandparents</li> <li>parents – children –</li> <li>daughter – son</li> <li>family tree – how</li> <li>many – how old</li> </ul>	/ ɔ: / - / ʌ / / ɔ: / - / tʃ /	<b>(step1)</b> Draw a family tree
13	<b>Three :</b> What are your hobbies?	Speaking Listening writing Reading	<ul style="list-style-type: none"> <li>Expressing likes</li> <li>Asking /Giving information</li> </ul>	<ul style="list-style-type: none"> <li>Simple present</li> <li>(like - enjoy - love )</li> <li>To be (3 forms)</li> <li>WH-questions</li> </ul>	<ul style="list-style-type: none"> <li>enjoy – swimming –</li> <li>hobby – favourite –</li> <li>pastime – cycling</li> </ul>	/ ʃ / - / e / - / e /	<b>(step2)</b> Put some pictures on your family tree Write a paragraph to introduce members of the family.
20	<b>Four :</b> How do you spend your day?	Reading Speaking Listening writing	<ul style="list-style-type: none"> <li>Describing routines</li> <li>Asking/ Telling the time</li> <li>Asking / Giving information</li> <li>Expressing approval</li> </ul>	<ul style="list-style-type: none"> <li>Prepositions</li> <li>Wh- questions</li> <li>Simple Present (3 forms)</li> <li>Adverbs of frequency</li> <li>Linkers</li> </ul>	<ul style="list-style-type: none"> <li>spend - get up - sleep-</li> <li>breakfast - lunch -</li> <li>dinner - wash dress -</li> <li>bed - watch - have - eat</li> <li>- late - early - always-</li> <li>never - usually -</li> <li>sometimes - half - past -</li> <li>to - quarter -</li> </ul>	/ au / - / ai / / u: / ɔ: /	<b>(step3)</b> write a second paragraph about the daily routines and hobbies in your family
26	<b>Let's review</b>						<b>(step4)</b> Present your project in class
<b>Review / Self-evaluation</b>							



# Review

**Activity 1**: Match pictures with words.

secretary - farmer - doctor - player - pupil - teacher -



## Activity 2

Complete.

Lunch - breakfast - dinner

Linda and Leena have ①..... at 7 o'clock.

At 12, they have ②..... They have ③.....at 8 o'clock.

## Activity 3

Complete.

### Dialogue 1


- Hello. My name is .....
- Hi. I am Andrew.
- Nice to meet you.
- ....., too.

### Dialogue 2


- What's your ..... ?
- Ahmed.
- How old are you ?
- I am .....

## Activity 4


Read. Draw the hands.



It's six o'clock.



It's twelve o'clock.

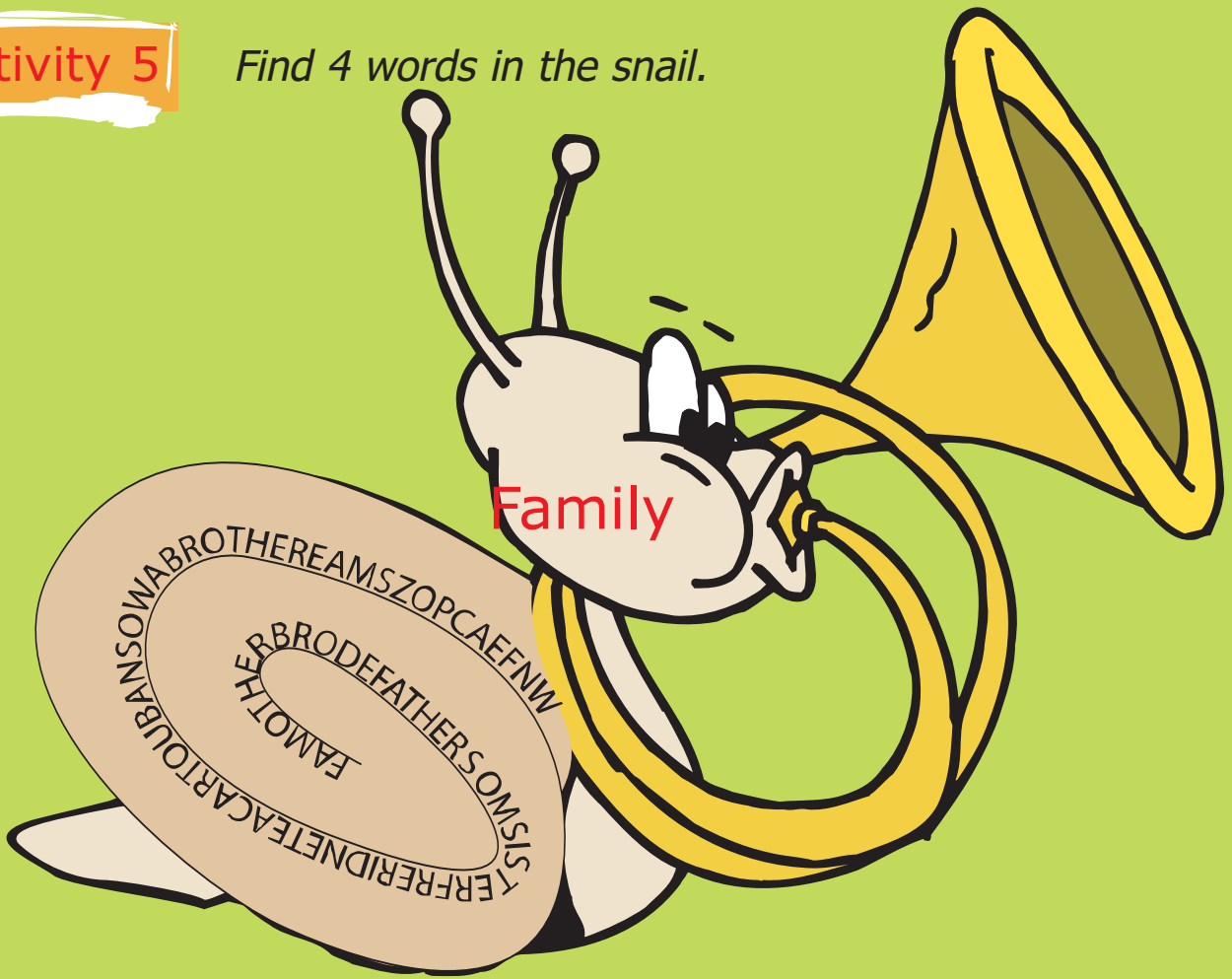


It's eleven o'clock.




**Activity 5**

Find 4 words in the snail.




**Activity 6**

Name the sports.



a .....

b .....





c .....



d .....



e .....



f .....

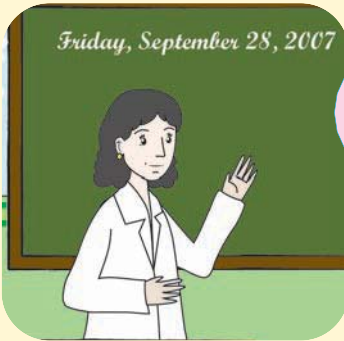
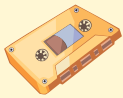


g .....

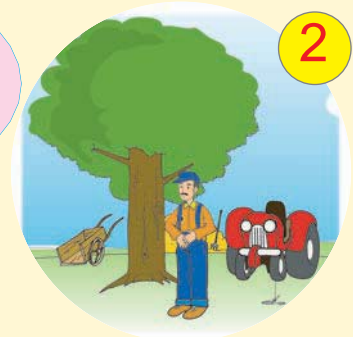


# Section One Tell me about your family

## Activity 1 a. Look and listen.




Hello, I'm Aly Soltane.  
I'm 13 years old. I am  
a pupil in Ryadh prep.  
school.



3

This is my mother,  
Fatma. She's an  
English teacher.



This is my father  
Hedy. He's a farmer

5



These are my brothers  
Ahmed and Selim.  
They are pupils, too  
They are 8 and 6.

This is my little sister.  
Her name is Imene.  
She's a pupil.


4











### b. Listen and match.

Brothers	→ Selim and Ahmed	pupil farmer teacher pupils
Father	Fatma	
Mother	Hedy	
Sister	Imene	



### c. Listen and repeat.

/a:/	/ʌ/	/i/
 father	 mother	little
 farmer	 brother	 sister
		 This



This is ⇒ Singular

These are ⇒ Plural



## Activity 2

Read. Enact the conversation with your friends.



Hello Bob. This is my friend Jane.



Hi, Jane. Nice to meet you.

Hello Bob. Nice to meet you, too.



Hello / Hi  $\Rightarrow$  Greeting

## Activity 3

Now introduce yourself.

stick your photo here

My name .....  
I ..... old.  
I .....  
.....prep. school.



I am .....  
My name is.....  
This is .....  
Nice to meet you

Introducing self  
and others



Seven

# Section Two *Tell me more about your family*

## Activity 1


Look and complete on the next page.



### Aly's Family tree

Aly's family

**Grandfather + Grandmother = Grandparents**



Bechir Soltane

Khadija Soltane



**mother + father = parents**




Fatma



Hedy Soltane


**Sons + daughter = Children**



Aly Soltane



Selim



Ahmed



Imene

brothers

sister



Eight





**Bechir Soltane**

I'm Aly's ..... . I've got one ..... . His name is Hedy.



**Ahmed Soltane**

I am Aly's brother. I've got two ..... and one .....

### Possession



I  
You  
We  
They

have/'ve got.

He  
She  
It

has/'s got.



## Activity 2

### a. Ask and answer. Look at the examples

Have you got  
brothers /  
sisters ?



Yes, I have/  
No, I haven't.



How many brothers /  
sisters have you got ?


I've got  
(number) .....

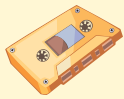


How old  
are you ?



I'm fifteen.





## b. Listen and repeat .

/ɔ /	/ʌ /	/ɔ: /
doctor	son	daughter
stop	brother	sport



## c. Listen and put the words in the right column.

/ɔ: /	/ɔ /	/ʌ /	/tʃ /
.....	.....	.....	.....
.....	.....	.....	.....
.....	.....	.....	.....
.....	.....	.....	.....

more - got - match - four - daughter - son - children - your -  
 doctor - chocolate.



How many ? ==> number  
 How old ? ==> age



# Spelling

Circle the correct spelling of the word.

[daughter - dauter] [teacher - techer]

[little - litle] [fifteen - fiveteen] [school - scool]

## Activity 3

Ask your classmate about his/her family then complete the report.

a. Write your mate's answers here :

name : ..... has got

brother(s) : (number) .....

(name(s)) .....

.....

(age) .....

.....

sister(s) : (number) .....

(name(s)) .....

.....

(age) ..... .....



Classmates

b. Now complete

My classmate's name is ..... He / She has got .....

.....

## Project work

Step 1 : Draw your family tree on a poster.




# Section Three

# What are your hobbies ?


## Activity 1

### Complete.

cycling - dancing - reading - videogames - football -  
watching cartoons - listening to music - swimming.



Hi ! I'm your friend Aly. I love videogames.



We like .....  
very much.





He enjoys .....



My favourite pastime.  
is .....

My hobby is  
.....



Children like .....



They enjoy .....

They love .....



## Activity 2

What is your favourite pastime ? Tell your classmates.

Example :



I like ♥  
enjoy ♥ ♥ dancing  
love ♥ ♥ ♥

My favourite pastime  
is basketball.



like  
enjoy  
love


+ Noun phrase → Expressing likes.



## Activity 3

Now ask your classmate about his/her hobbies.  
Look at this example :

**Example :**



1 What is your favourite pastime ?

2 I love tennis.

3 Is tennis your only pastime ?

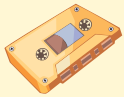
4 No, it isn't. I like football, too.

### To be : Simple Present

Affirmative form	I We/You/They He/She/It	→ am → are → is
Negative form	I We/You/They He/She/It	→ am → are+not → is
Interrogative form	Am I..... Are we/you/they ..... Is he/she/it .....	} ?

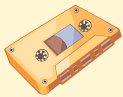






### a. Listen and repeat.

/ a : /	/ ɪ /	/ tʃ /	/ ei /	/ ɔ : /	/ e /
cartoons pastime dancing	swimming cycling watching	watch children match	play game favourite	four ball your sport	ten friend tell



### b. Listen and match. Number 1 is an example.

1. friend	/ ʌ /	7. tennis
2. sister	/ e /	8. rugby
3. golf	/ ei /	9. they
4. sing	/ ɪ /	10. hobbies
5. favourite	/ ɔ /	11. swimming
6. twelve	/ i /	12. play.

playing golf



rugby



# Spelling

Listen and write.

1. ....

5. ....

2. ....

6. ....

3. ....

7. ....

4. ....

8. ....



Dansing or Dancing ?



## Activity 4

Interview your classmates about their hobbies.  
Put a tick (✓).



Name 1	Name 2	Name 3	Hobbies
.....	.....	.....	
			videogames
			watching T.V.
			dancing
			playing football
			singing
			swimming
			reading
			playing sport

**Now complete the report.**

(name)

..... likes ..... and .....

(name)

(name)

..... loves ..... only. .... and

(name)..... enjoy .....

## Project work

**Step 2 :**

- Put some pictures on your family tree.
- Write a paragraph : Introduce your family members (name / age / job).

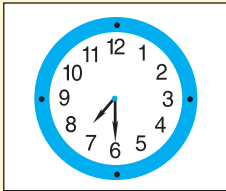


# Section Four

# How do you spend your day ?

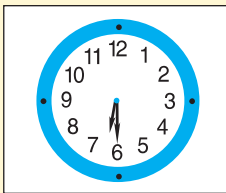
## Activity 1

Look. Read. Match.



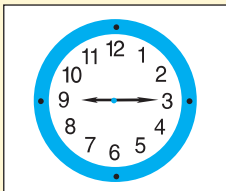
1

It's six thirty. Time to **get up**.



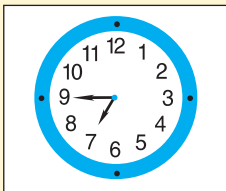
2

It's a quarter to seven. Time to **have breakfast**.



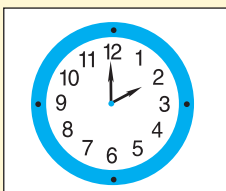
3

It's half past seven. Time to go to school.



4

It's two o'clock. Time for **lunch**.



5

It's nine fifteen p.m. Time for bed.



## Activity 2

### Read. Answer. Enact.

**Tom** : Tell me Ahmed. What time do you get up ?

**Ahmed** : I usually get up at six.

**Tom** : Do you always get up early ?

**Ahmed** : No, I don't. On Sunday, I get up at nine.


**Tom** : What do you do on Sunday ?

**Ahmed** : In the morning, I always do my homework. In the afternoon, I usually play football with my friends. I sometimes go cycling.

**Tom** : That's great. You are very active.

### Question :

Write **True «T»** or **False «F»**.



1. Ahmed always gets up early on Sunday. [----- ]
2. Ahmed usually plays football in the morning. [----- ]
3. Ahmed never does his homework in the afternoon. [-----]



- at + time
- in + part of the day
- on + day.



## Activity 3

### Example :

Now tell me  
about your day.

I wash and dress  
at 6 O'clock am.



have breakfast/eat



do homework



play/go cycling/practise sport



have dinner/lunch

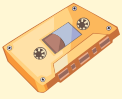


watch cartoons



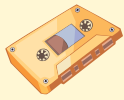
go to bed





### a. Listen and repeat.

/ əu /	/ ai /	/ u: /	/ ə: /
go homework no	time cycling nine	school cartoon too afternoon	early homework her thirteen




### b. Same or different ? Write (S) or (D)

Example :

tell – me (D)

two – too (S)

a watch



son – old (.....)

match – watch (.....)

uncle – lunch (.....)

sing – like (.....)

bed – breakfast (.....)

go – got (.....)



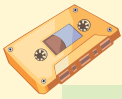
always  
usually  
sometimes  
never

100 %  
90 %  
50 %  
0 %

Adverbs of frequency



# Spelling



**Listen and write.**

1. .... 2. .... 3. ....  
4. .... 5. .... 6. ....

## The simple present



Affirmative form	Negative form	Interrogative form
I You + Verb We They	I You We + do not / don't + Verb They	I Do + you + Verb ? we they
He She + Verb + S It	He She + <b>does not / doesn't</b> + Verb It	he <b>Does</b> + she + Verb ? it



**I get up late on Sunday**





## Activity 4

Read the table about Tom's activities on Sunday and complete the paragraph.

On Sunday, Tom always gets up late. He

.....

.....

.....

.....

.....

.....

.....

Activity	Time
get up	9 a.m
have breakfast	9:15
go cycling	10:00
visit grandparents	14:00
play with friends	17:00
have dinner with family	19:00
go to bed	21:30

## Homework

What do you do on Sunday ? Write a short paragraph.

## Project work

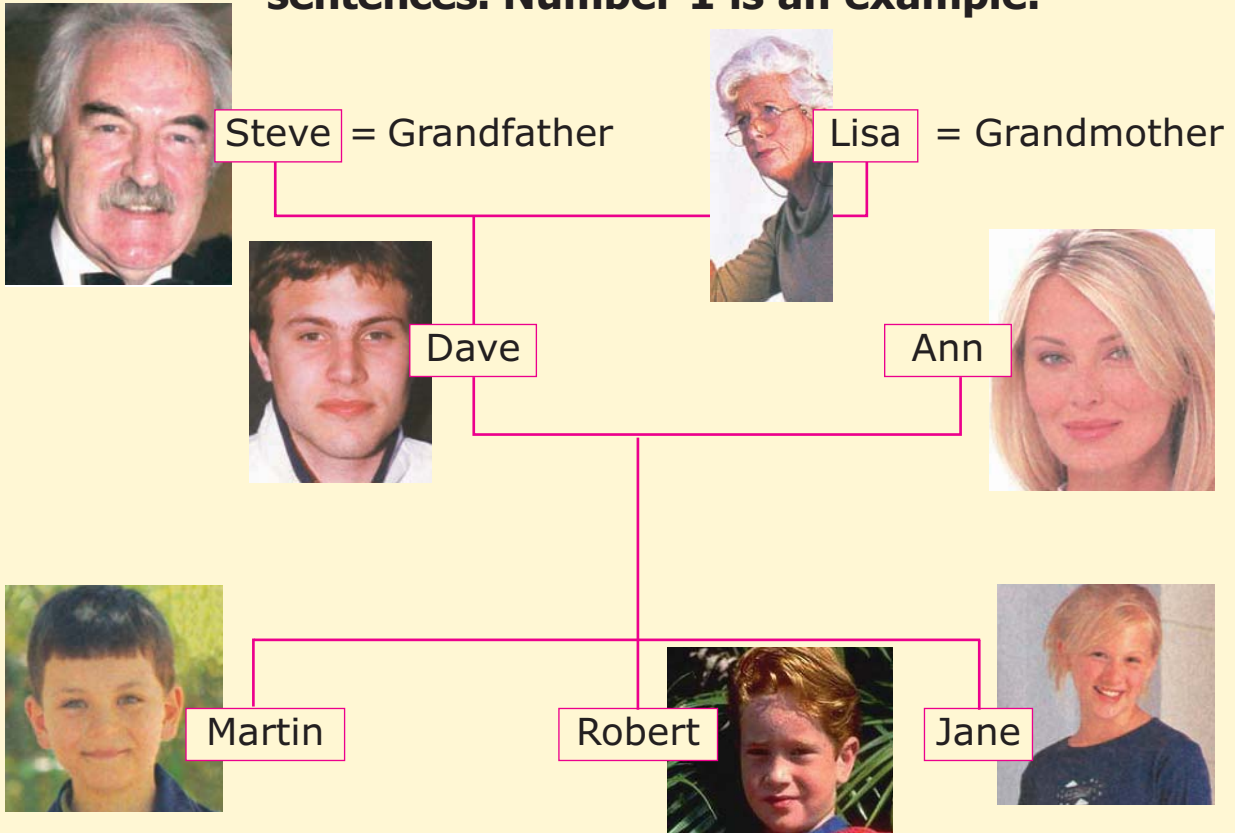
Step 3 :

- Write a second paragraph about the hobbies of your family members
- Write a third paragraph about the daily routines in your family.



# Let's review

**Activity 1** Look at the family tree and complete the sentences. Number 1 is an example.















1. Ann is Jane's mother.
2. Martin is Robert's.....
3. Steve is Martin's .....
4. Dave is Lisa's .....
5. Jane is Dave's .....
6. Jane is Robert's .....
7. Martin, Robert and Jane are Ann's .....



## Activity 2

Complete with the right questions from the box.

<p>1. ..... ..... ?</p> 	<p>I'm twelve.</p> 	<p>2. ..... ..... ?</p> 	<p>At five o'clock.</p> 
<p>3. ..... ..... ?</p> 	<p>My name is Dorra.</p> 	<p>4. ..... ..... ?</p> 	<p>I've got one son and one daughter</p> 
<p>5. ..... ..... ?</p> 	<p>It's four thirty.</p> 	<p>6. ..... ..... ?</p> 	<p>It's my favourite sport</p> 

1. What time is it, please ?

4. What's your name ?

2. How many children have you got ?

5. How old are you ?

3. Do you like football ?

6. What time is the film ?



What is my name ? !!



### Activity 3 Complete the dialogue.

- Hello ! I am Amine.
- ....., My name is Sarra.
- ....., Sarra.
- Pleased to meet you, too.
- Are you in my class ?
- Yes, .....
- Have you got friends at this school ?
- No, .....



### Activity 4 Fill in the blanks with words from the box.


goes - like - has - doesn't - at - is - dresses up - has -  
in - enjoys - eats - has got - at - in - reads - is - takes.

Miss Williams usually gets up at 6.30 a.m. She **1** .....  
breakfast then **2** ..... She **3** .....  
the bus to school. Miss Williams **4** ..... an English  
teacher, she **5** ..... nice. Her pupils **6** .....  
her. Miss Williams **7** ..... go home **8** .....  
midday ; she **9** ..... at school. She **10** .....  
home **11** ..... five o'clock **12** ..... the  
afternoon. **13** ..... the evening, she **14** .....  
dinner, watches T.V. and **15** ..... the newspaper.


Reading




**Activity 5** What time is it ? Write the answers. Read to the class.




a. ....




b. ....



c. ....



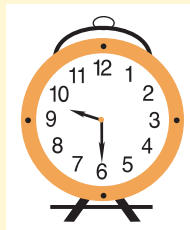
d. ....




e. ....



f. ....



g. ....




h. ....



i. ....

Watch




Clock



**Activity 6** Circle the correct word.

Karim is my **(freind - friend)**. He is **(fiveteen - fifteen)** years old. His **(favrite - favourite)** pastime is tennis. He likes **(listening - lisstening)** to music too. He **(olways / always)** plays the guitar in the afternoon.



Playing the guitar

**Activity 7** Reorder the letters to form words.



Mrs Larson is a [ h - e - a - r - c - t - e ]  
..... Her pupils are  
[ t - i - t - l - e - l ] .....  
children in a [ p - m - y - r - a - r - i ]  
..... school.

**Activity 8** Complete this paragraph about yourself.

My name..... I am a pupil at .....  
prep.school. I .....old. My father .....  
I've got ..... and .....  
sisters. .... is my favourite .....  
I enjoy ..... too.



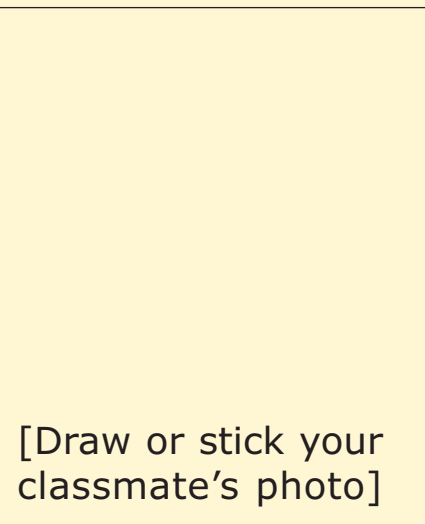
**Activity 9**

**Interview your classmate and complete.**

My classmate's name is .....



- Her / His family name is .....
- She / He is ..... old.
- She / He's got ..... brothers.
- She / He ..... sisters.
- Her / His favourite pastime is .....
- She / He always .....
- She / He never .....



## Activity 10

Put these words in the right boxes.

name - **four** - **farmer** - **favourite** - **daughter** - **more** - **ball** - **game** -  
cart**o**ons - past**i**me **d**ancing - **g**o - **e**arly - **thir**teen - **n**ine - **c**ycling -  
hom**e**work - **t**oo - **a**fternoon - **n**o - **Th**ursday.

/ɑ:/	/ɔ:/	/ə:/	/u:/	/ei/	/əu/	/ai/



**/ei/** **/əu/** **/ei/** **/ai/**  
Playing vide**o**games is children's **f**avourite past**i**me.

## Project work

Step 4 :

- Present your family to your classmates :
  - Show your family tree (and pictures).
  - Read the text about your family.





# Let's Remember



## Personal Pronouns



I  
You

He  
She  
It

We  
You  
They

## Articles



an + vowel      example : an activity  
a + consonant    example : a sport.

## Demonstratives



This      \_\_\_\_\_ → singular  
These    \_\_\_\_\_ → plural



This is a flower

These are books



This is a TV set.



# WH - questions

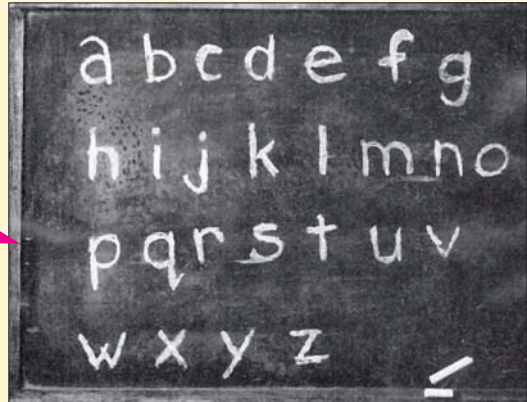
What → object

Example :

What is this ?



This is a blackboard



How old are you, Ines ?

How old → age

I am four years old.




# What time $\longrightarrow$ time

## Example :

- What time is it, please ?
- It's ten past ten.



# How many $\longrightarrow$ number



How many  
brothers and sisters  
have you got ?



## Possession



I  
You  
We  
They

have/'ve got.

He  
She  
It

has/'s got.

## Example :



I've got a very  
nice sister.



Is it simple ? !



## The simple present

Verb Form	To be	have got	other verbs
Affirmative	Subject + $\begin{cases} \text{am} \\ \text{are} \\ \text{is} \end{cases}$	Subject + $\begin{cases} \text{have/ 've} \\ \text{has/ 's} \end{cases}$ + got	Subject + $\begin{cases} \text{verb} \\ \text{verb + s} \end{cases}$
Negative	Subject $\begin{cases} \text{am} \\ \text{is+ not} \\ \text{are} \end{cases}$	Subject + $\begin{cases} \text{haven't} \\ \text{hasn't} \end{cases}$ + got	Subject + $\begin{cases} \text{do not/ don't} \\ \text{does not/ doesn't} \end{cases}$ + Verb
Interrogative	$\begin{cases} \text{Am} \\ \text{Is} \\ \text{Are} \end{cases}$ + Subject ?	$\begin{cases} \text{Have} \\ \text{Has} \end{cases}$ + Subject + got ?	$\begin{cases} \text{Do} \\ \text{Does} \end{cases}$ + Subject + Verb ?

### Examples :

- I **am** a pupil but she **is** a teacher.
- He **has got** brothers but I **haven't**.
- **Does** she **like** football ? No, she **doesn't**.




# Functions

## 1. Introducing oneself



Hello ! My name is Tina. I'm African.

## 2. Introducing others



Nice to meet you.

This is Mrs Jones

Pleased to meet you, too.

## 3. Greeting

Hi ! ? !

Hello ! ? !



# Expressing Likes



They **love** Disneyland.



I **like** music and ice cream.



Football is **my favourite** sport.



He **enjoys** videogames.

## Pronunciation

/ʌ/	/i/	/ɔ/	/e/	/ɪ/	/tʃ/	/ei/	/ai/	/əu/	/a:/	/u:/	/ɔ:/
bus	sing	got	bed	sing	watch	name	five	old	farmer	two	ball
son	this	hobby	friend	morning	children	game	my	homework	past	too	draw
does	it	not	seven	evening	teacher	eight	like	hello		school	your



# Self-evaluation

Tick  the right box.

Now I can ...



- greet people.
- introduce myself.
- introduce my family / my friends.
- talk about family relations.
- ask about and tell the age.
- tell the time.
- speak about my hobbies.
- speak about my daily routines.
- draw my family tree.
- listen then answer questions.
- complete a short paragraph.
- pronounce words correctly.



Good Luck !

