



eeee eee eeee eeee eeee eeee


eee eee eee ee eeee eee ee ee eee

lll lll lll lll lll lll ll



les coupes : i / u / t





les ronds: c / o / a / d



o o o o o o o o o o o o o o o o

c c c c c c c c c c c c c c c c c

c c c c c c c c c c c c c c c c

a a a a a a a a a a a d d d

d d d d d d d d d d d d d d d



les ponts : n / m / p

n n n n n n n n n

n m m m m m m m

n n n n n n n n n n n

Ammarkhodja Mohamed



un mélange de plusieurs
gestes : s / r / x

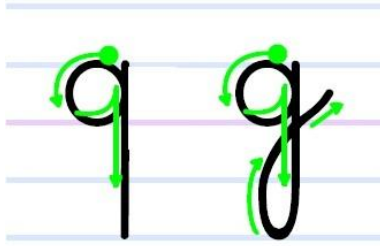
Ne pas repasser la dernière barre si s en fin de mot

s s s s s s s s s s



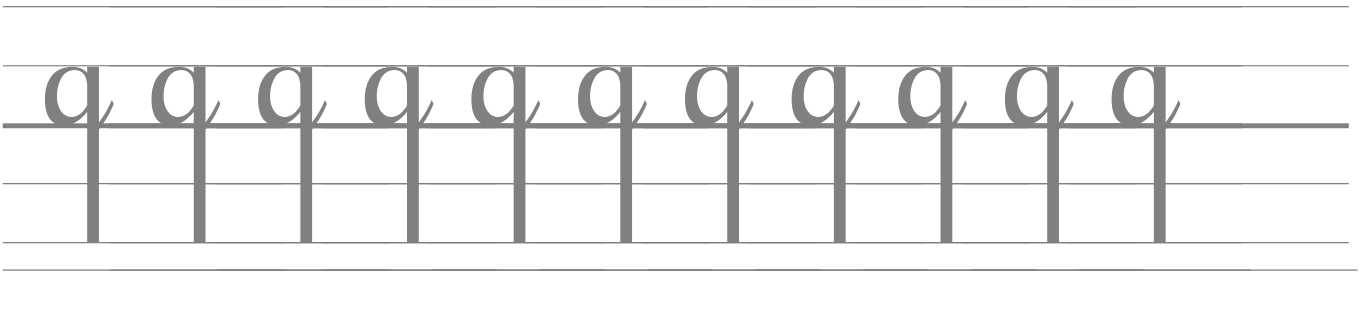
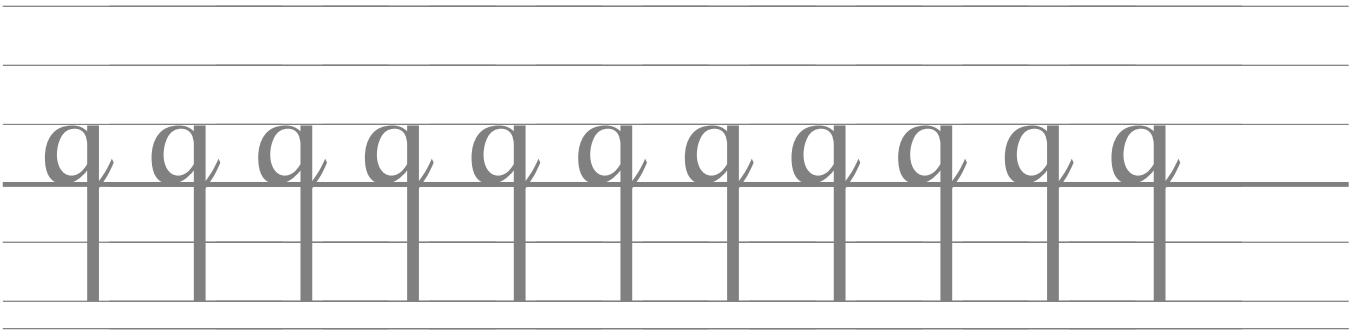
r r r r r r r r r r r r

x x x x x x x x x

Ammarkhodja Mohamed



mélange de plusieurs
gestes : q , g






pont et coupe

u u u u u u u u u u u

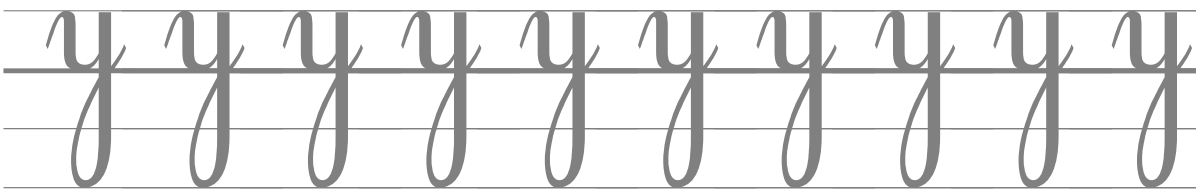
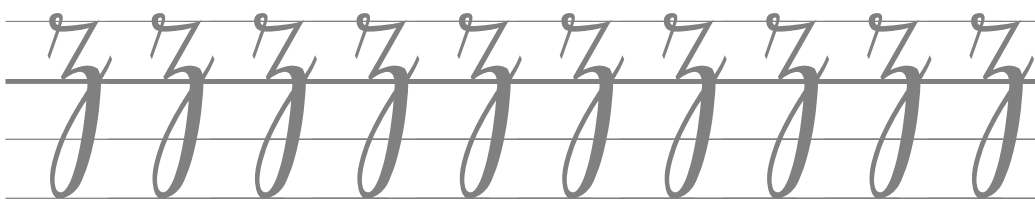
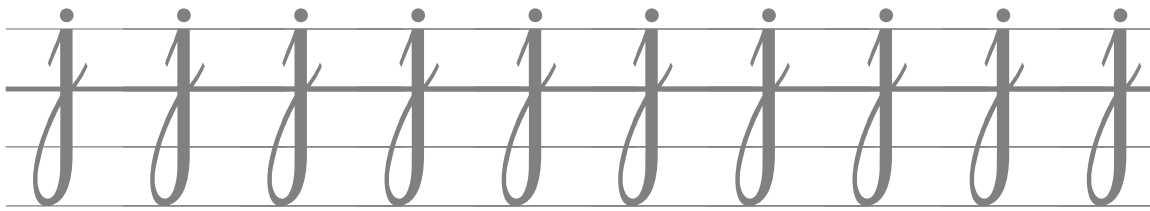
u u u u u u u u u u u

u u u u u u u w w w


w w w w w w w

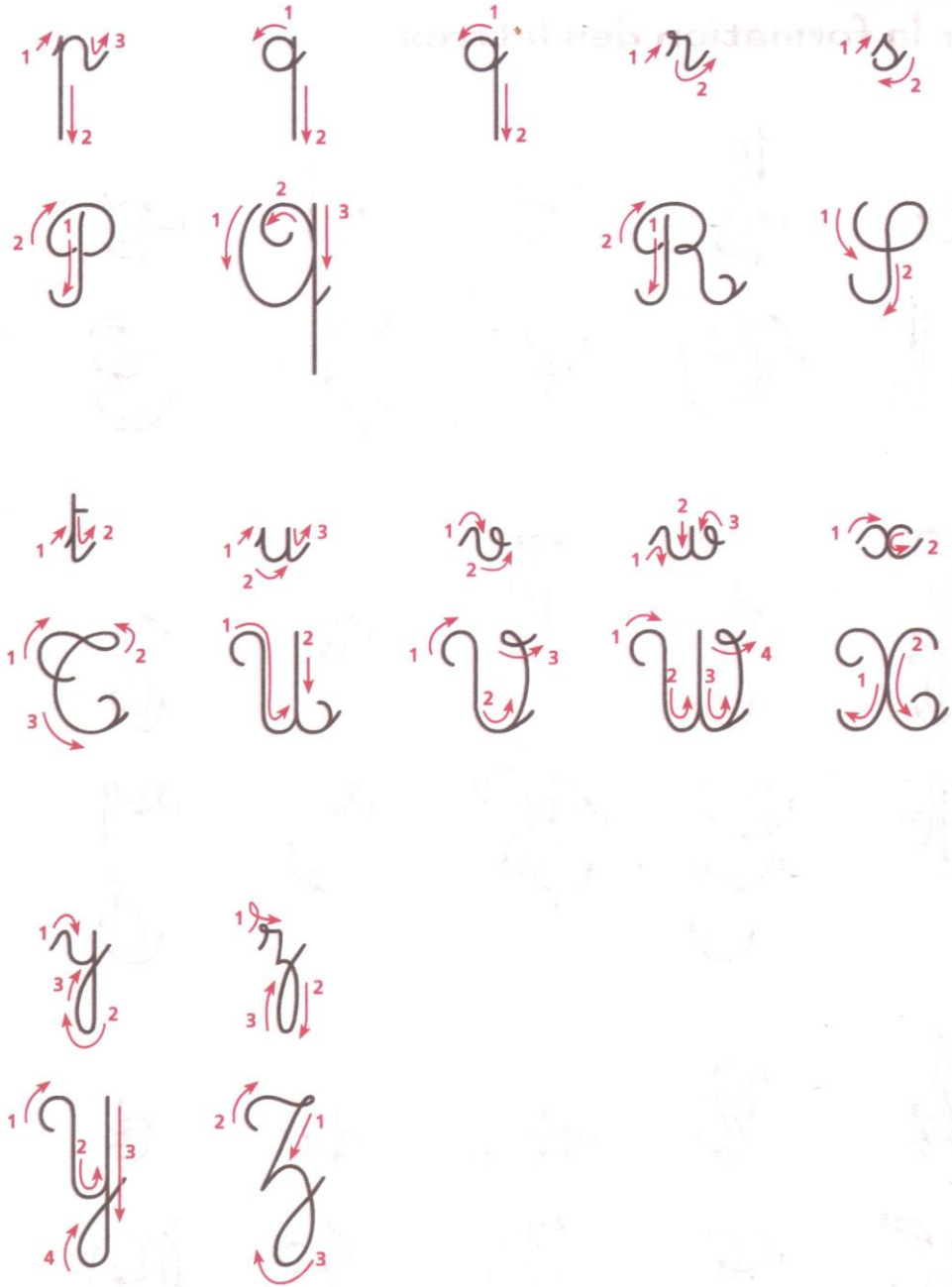


boucles en bas



Modèles pour la formation des lettres





A A A A A A A

B B B B B

B B B

C C C C C C C C C

D D D D

D D D D D D

E E E E E E E E E E F F F F F

F F F F F

G G G G G G G G

H H H

H H H H H H H H H H H H

U U U U U U U U U U U U

V V V V V V V V V V V V

W W W W W W W W

X X X X X X X X

Y Y Y Z Z Z

Z Z Z Z Z Z Z Z Z Z