

Cartes recto-verso

Objectif: Associer représentations décimales et écritures chiffrées des nombres jusqu'à 69.

Matériel:

Atelier autonome

Imprimer en recto-verso, cartes découpées, feutres effaçables.

Déroulement:

Ecrire le nombre ou dessiner les barres et les cubes seuls.


Vérifier au verso

31



Dessine les cubes

24



Dessine les cubes

5




Dessine les cubes

10



Dessine les cubes

35



Dessine les cubes

17




Dessine les cubes

52

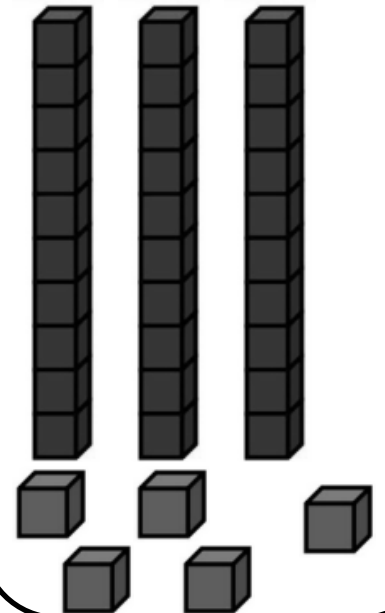
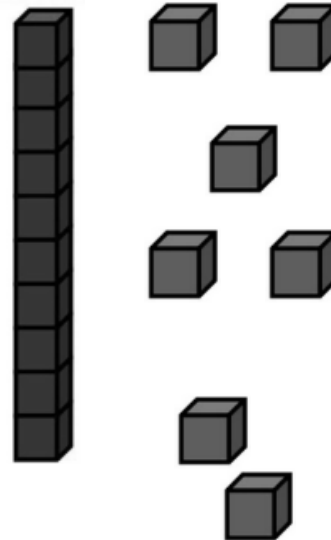
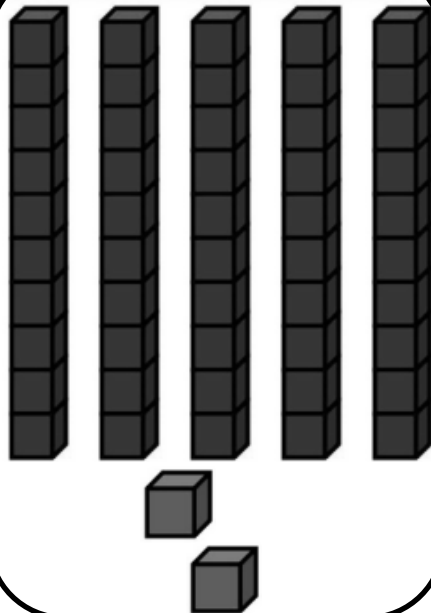
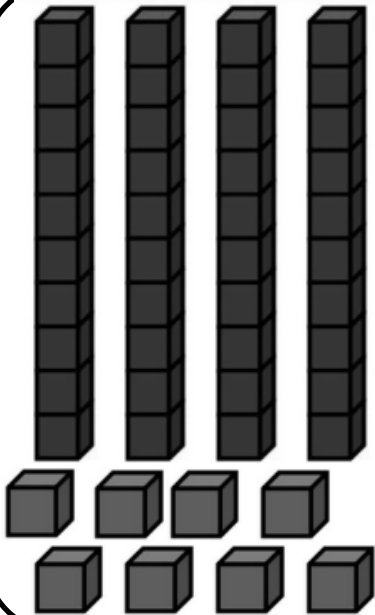
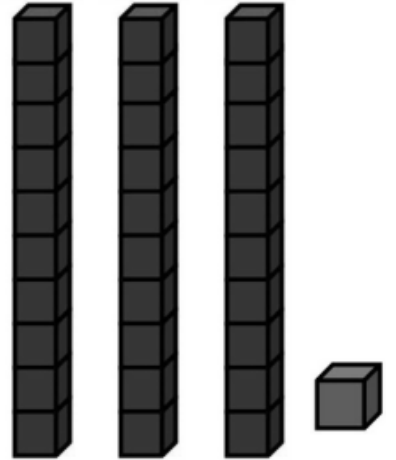
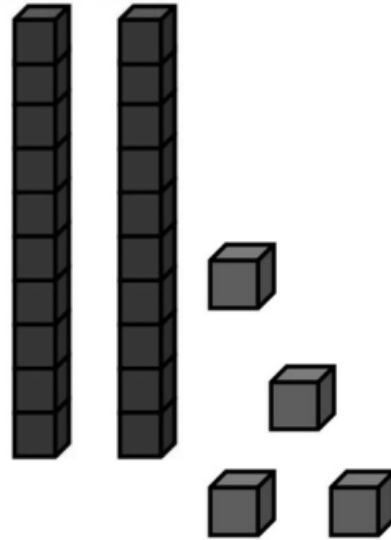
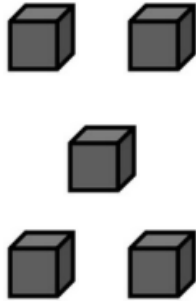


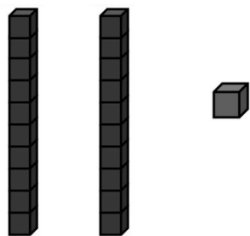
Dessine les cubes

48



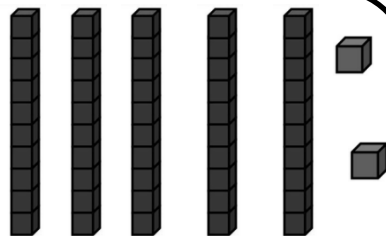
Dessine les cubes





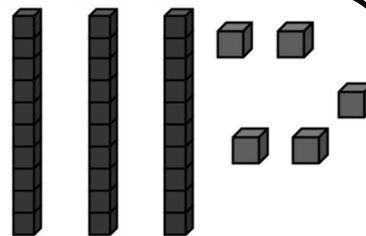
Empty rounded rectangular box for writing the number.

Ecris le nombre



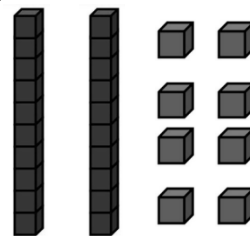
Empty rounded rectangular box for writing the number.

Ecris le nombre



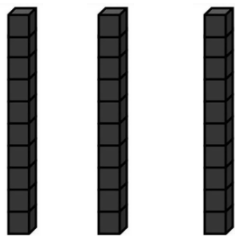
Empty rounded rectangular box for writing the number.

Ecris le nombre



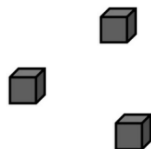
Empty rounded rectangular box for writing the number.

Ecris le nombre



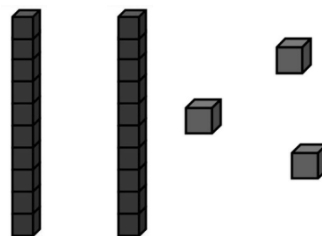
Empty rounded rectangular box for writing the number.

Ecris le nombre



Empty rounded rectangular box for writing the number.

Ecris le nombre



Empty rounded rectangular box for writing the number.

Ecris le nombre



Empty rounded rectangular box for writing the number.

Ecris le nombre

28

35

52

21

10

23

3

30