

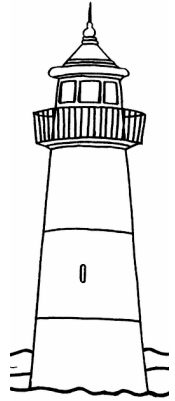


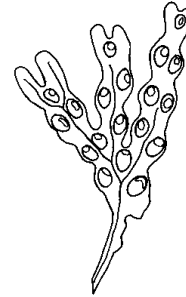
Fiche modèle n°1.




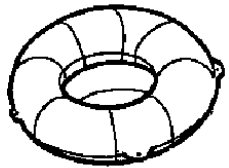
B	A	T	E	A	U
---	---	---	---	---	---




P	H	A	R	E
---	---	---	---	---




A	L	G	U	E
---	---	---	---	---



B	O	U	E	E
---	---	---	---	---




A	N	C	R	E
---	---	---	---	---



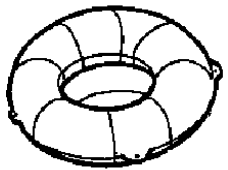
P	O	I	S	S	O	N
---	---	---	---	---	---	---

N°1: Écris une lettre par case.
La flèche indique la première case.

Date:

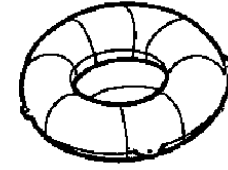


--	--	--	--	--	--



--	--	--	--	--






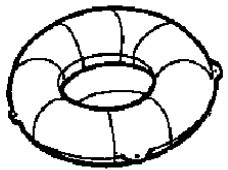
Prénom:

N°2: Complète en écrivant une lettre par case.
La flèche indique la première case.

Date:



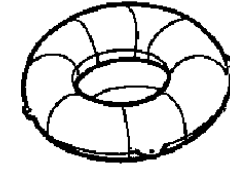
B					
---	--	--	--	--	--



		U		
--	--	---	--	--



U



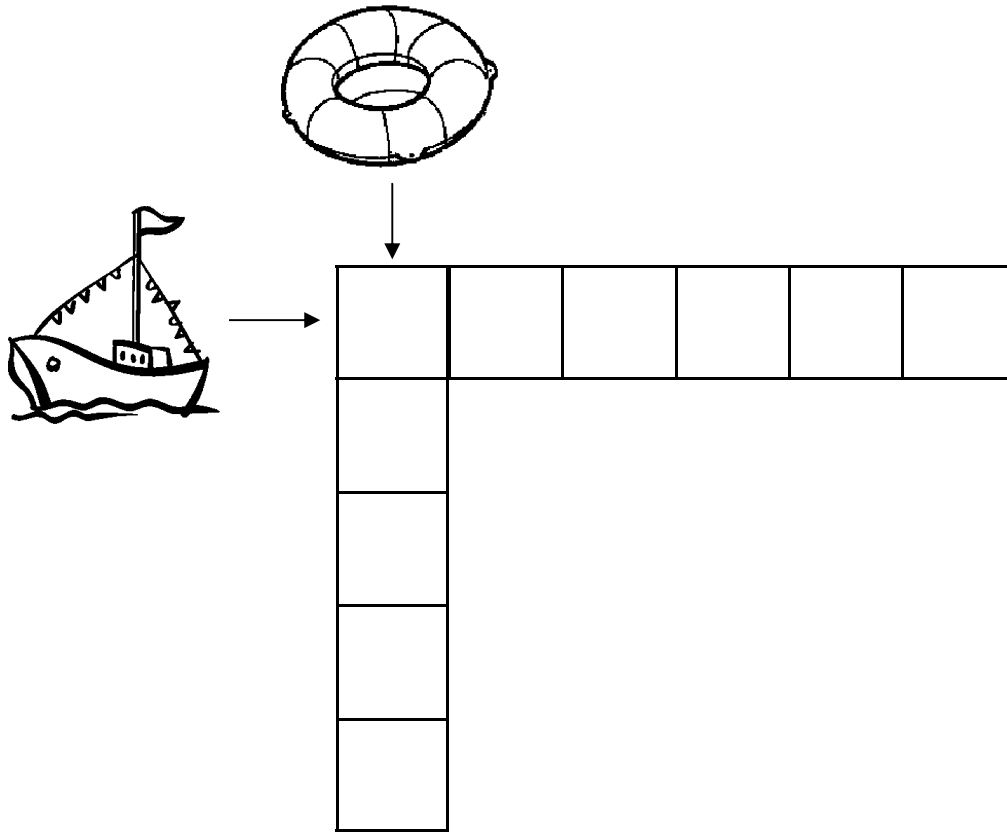
B

Prénom:

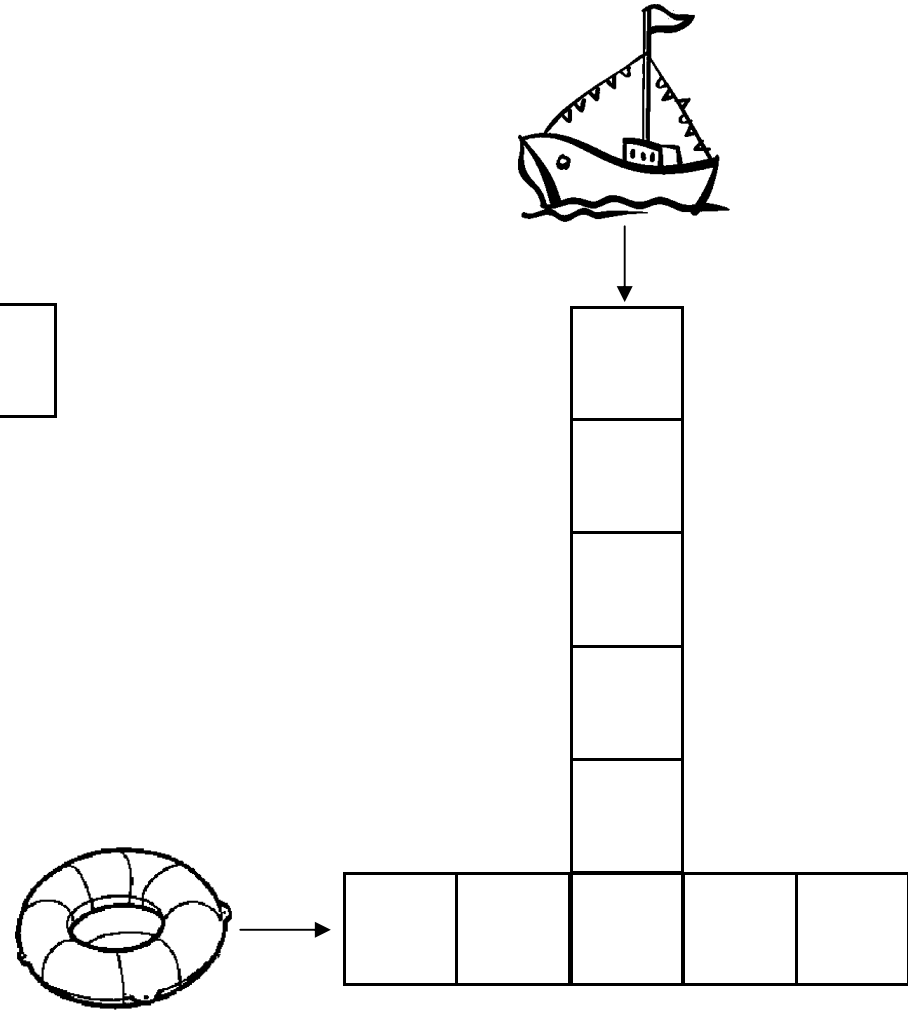
N°3: Écris une lettre par case.

Fais attention à ne pas écrire deux fois la même lettre.

Date:



A large L-shaped grid for writing. It consists of a horizontal row of 6 empty boxes and a vertical column of 5 empty boxes, sharing the first box. To the left of the grid is a drawing of a boat with an arrow pointing to the first box of the horizontal row. Above the grid is a drawing of a lifebuoy with an arrow pointing to the first box of the vertical column.

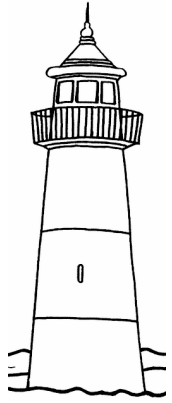


A large L-shaped grid for writing. It consists of a horizontal row of 5 empty boxes and a vertical column of 6 empty boxes, sharing the third box. To the right of the grid is a drawing of a boat with an arrow pointing to the third box of the horizontal row. Below the grid is a drawing of a lifebuoy with an arrow pointing to the third box of the vertical column.


Prénom: _____

N°4: Écris une lettre par case.
La flèche indique la première case.

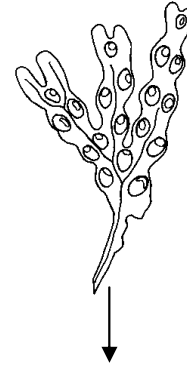
Date:



--	--	--	--	--



--	--	--	--	--	--	--


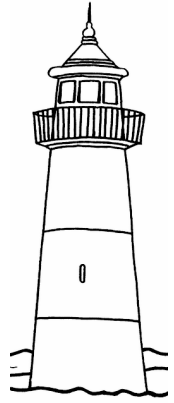





Prénom:

N°5: Complète en écrivant une lettre par case.
La flèche indique la première case.

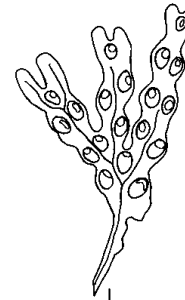
Date:



		A		
--	--	---	--	--



						N
--	--	--	--	--	--	---



A



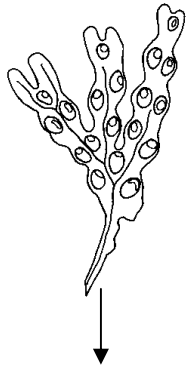
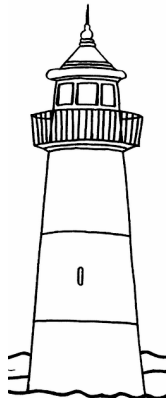
N

Prénom:




N°6: Écris une lettre par case.

Fais attention à ne pas écrire deux fois la même lettre.

Date:



--	--	--	--	--



--	--	--	--	--	--	--

Prénom:

N°7: Écris une lettre par case.

Fais attention à ne pas écrire deux fois la même lettre.

Date:

The crossword puzzle grid consists of the following cells:

- A horizontal row of 6 cells.
- A vertical column of 3 cells, starting from the 5th cell of the horizontal row.
- A vertical column of 3 cells, starting from the 4th cell of the horizontal row.
- A horizontal row of 5 cells, starting from the 4th cell of the horizontal row.

Clues and their corresponding grid positions:

- Boat:** A drawing of a boat with a flag and a cabin. An arrow points to the 1st cell of the horizontal row.
- Seaweed:** A drawing of seaweed with bubbles. An arrow points to the 2nd cell of the horizontal row.
- Lighthouse:** A drawing of a lighthouse. An arrow points to the 5th cell of the horizontal row.
- Lifebuoy:** A drawing of a lifebuoy. An arrow points to the 1st cell of the horizontal row.

Prénom:

N°8: Écris une lettre par case.

Fais attention à ne pas écrire deux fois la même lettre.

Date:

The crossword puzzle grid consists of the following cells:


- Row 1: 7 cells
- Row 2: 7 cells
- Row 3: 7 cells
- Row 4: 7 cells
- Row 5: 7 cells

The clues and their corresponding grid positions are:


- Lifebuoy:** Row 1, Column 4
- Fish:** Row 2, Column 2
- Boat:** Row 3, Column 1
- Seaweed:** Row 4, Column 5
- Anchor:** Row 5, Column 7

Prénom:

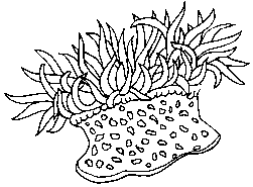
Fiche modèle n°2.




E T O I L E



F I L E T



A N E M O N E



C R A B E



M O U E T T E




I L E



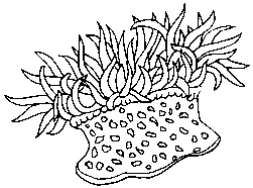
C O Q U I L L A G E

N°1: Écris une lettre par case.
La flèche indique la première case.

Date:



--	--	--	--	--



--	--	--	--	--	--	--






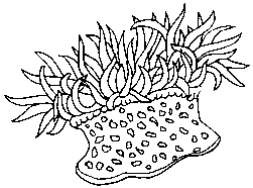
Prénom:

N°2: Complète en écrivant une lettre par case.
La flèche indique la première case.

Date:



	I			
--	---	--	--	--



			M			
--	--	--	---	--	--	--



M



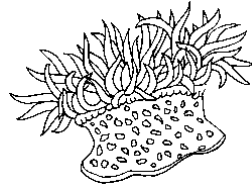
I

Prénom:


N°3: Écris une lettre par case.

Fais attention à ne pas écrire deux fois la même lettre.


Date:



--	--	--	--	--	--	--



--	--	--	--	--

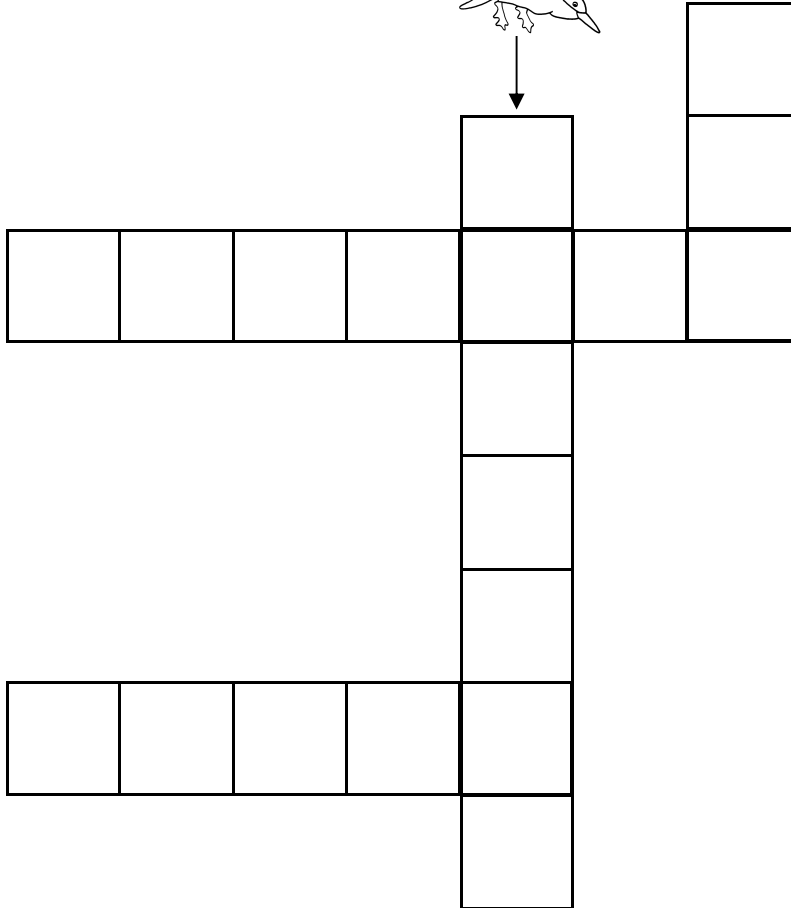

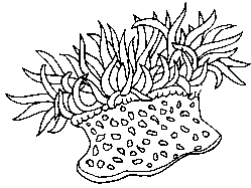


Prénom:

N°4: Écris une lettre par case.

Fais attention à ne pas écrire deux fois la même lettre.

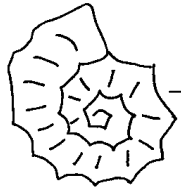
Date:




Prénom:

N°5: Écris une lettre par case.
La flèche indique la première case.


Date:




--	--	--	--	--	--	--	--	--	--



--	--	--	--	--	--






Prénom:

N°6: Complète en écrivant une lettre par case.
La flèche indique la première case.


Date:




	O						A		
--	---	--	--	--	--	--	---	--	--



					E
--	--	--	--	--	---



A
E




O

Prénom:

N°7: Écris une lettre par case.

Date:

Fais attention à ne pas écrire deux fois la même lettre.



Prénom:

N°8: Écris une lettre par case.

Fais attention à ne pas écrire deux fois la même lettre.

Date:

The crossword puzzle consists of a central horizontal row of 10 empty boxes and a vertical column of 4 empty boxes intersecting at the 8th box from the left. To the left of the horizontal row is a scallop, with an arrow pointing to the first box. Below the horizontal row is a starfish, with an arrow pointing to the first box. Above the vertical column is a crab, with an arrow pointing to the top box.

Prénom:

N°9: Écris une lettre par case.

Fais attention à ne pas écrire deux fois la même lettre.

Date:

The crossword puzzle grid consists of the following structure of empty cells:

- A horizontal row of 10 cells.
- A vertical column of 4 cells starting from the 3rd cell of the horizontal row.
- A vertical column of 3 cells starting from the 5th cell of the horizontal row.
- A vertical column of 3 cells starting from the 7th cell of the horizontal row.
- A vertical column of 6 cells starting from the 10th cell of the horizontal row.
- A horizontal row of 7 cells starting from the 1st cell of the vertical column starting at the 3rd cell.

Illustrations and arrows pointing to grid cells:

- A crab points to the 3rd cell of the horizontal row.
- A palm tree on an island points to the 5th cell of the horizontal row.
- A fishing net points to the 7th cell of the horizontal row.
- A starfish points to the 10th cell of the horizontal row.
- A scallop points to the 1st cell of the horizontal row.
- A basket of sea shells points to the 1st cell of the horizontal row.

Prénom: