


Day 3 Opening Celebration



1. Welcome everyone.


Play the *Celebration Music* CD as participants sign in each day. When you're ready to begin, gather the Tribes.



Encourage everyone to join in singing "God With Us." (Words and motions are on page 48.)

Say: *It's so good to see you again in Hometown Nazareth—where Jesus was a kid! Welcome to Celebration, where we sing, praise, and worship God's true Son, Jesus.*


2. Review yesterday.

Say: *We had a lot of fun at Hometown Nazareth yesterday. We learned that Jesus was born and got his name.  Jesus had a name...we do too! Take a moment and greet each other by name. Find two people from another Tribe, ask their names, and tell them your name too. Give a "high ten," and then say, "Welcome back to Nazareth!" Demonstrate giving a "high ten" with someone close by you.*




Field Test Findings

The Celebration Leader had two Tribes form a center circle. All the other Tribes formed the outside circle. As people "trickled in" to start their day, they joined the outside circle. It was a fun way to vary the circle format as well as get a view of all the participants in Hometown Nazareth.



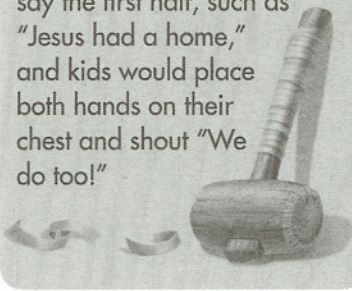
Field Test Findings

Everyone sang "Beautiful One" so beautifully—beautiful singing of a beautiful song about a beautiful Savior!



Field Test Findings

Later in the week, the Bible Point ended up being more like a call-and-response. The Celebration Leader would say the first half, such as "Jesus had a home," and kids would place both hands on their chest and shout "We do too!"



3. Sing "Beautiful One."

Say: Jesus' mother, Mary, was so thankful when Jesus was born. It was a special moment when Jesus got his name. Let's sing a song of praise to Jesus. Maybe Mary thought these words as she looked at her precious baby Jesus. Mary loved her "beautiful one." We love Jesus too.




CD Track 2

Briefly review the words and motions to "Beautiful One." (Words and motions are on page 50.) Sing the song.

Say: "Beautiful One" is such a wonderful song. When we sing "your mighty works displayed for all to see," those works are God Sightings! The sun, moon, stars, wind, rain, lightning, and everything in nature are God's mighty works. When we see God's mighty works, we see God!

4. Introduce the Bible Point.

Say: Today we'll learn that Mary, Joseph, and Jesus had to move to Egypt in a hurry. Egypt was *really* far away from Bethlehem. But no matter where they went, Jesus and his family had a home because God was with them and kept them safe.  Jesus had a home...we do too!

5. Teach the Bible verse.

Open the Bible to today's verse.

Say: Today's Bible verse is found in John 14:2. Jesus said: "There is more than enough room in my Father's home." This verse means that anyone who loves Jesus has an eternal home—a forever home—in heaven.



"There is more than enough room..."



"...in my Father's..."

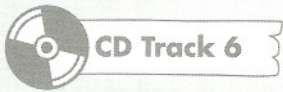


"...home."

Teach Tribe members these actions to help them remember the Bible verse. Have everyone spread their arms wide for "There is more than enough room," point both pointer fingers up for "in my Father's," then place both hands together overhead like a roof for "home."

6. Sing "Big House."

Say: **I know a song that teaches today's Bible verse. Let's learn "Big House" and sing about our "forever home" in heaven. The motions for our Bible verse are some of the motions in the song.**



Briefly teach the words and motions to "Big House." (Words and motions are on page 54.) Sing the song.

7. Talk about God Sightings.

Say: **God blessed you with beautiful voices! You are God Sightings to me.**

Motion toward the God Sightings pasture and flock of sheep. **Look at all these God Sightings we've already had this week. God is so good to us.** Read a few God Sightings from the sheep. Ask:

? How did you see God in action after you left Hometown Nazareth yesterday? Get several responses.

Say: **Remember, you all get to share your God Sightings with your Tribe. God is so good to us.**


8. Head to Hometown Huddles.

Say: **In a moment, we'll gather in our Hometown Huddles and get ready to visit ancient Nazareth. You are doing really well telling people about God's true Son, Jesus. Keep up the good work.**

- ➔ Ask a child to pray.
- ➔ Give announcements, and remind Tribes to work on their cheers.
- ➔ Remind Tribes that when they hear the Shepherd's Bell, they'll know it's time for their trip to Hometown Nazareth.
- ➔ Play the *Celebration Music* CD in the background during Hometown Huddle time.

Field Test Findings

We had so many enthusiastic kids who wanted to share their God Sightings. One child told the Celebration Leader: "I feel God when I'm here. I love singing the songs!"



Notes From Nazareth

After everyone sings "where we can play football," have them raise both arms and shout, "Touchdown!"