

## Phonème, où es-tu ? Etapes 1 et 2

### ÉTAPE 1


Les élèves prononcent le phonème J [ʒ].




Ils classent les mots-images dans la colonne qui convient.

### ÉTAPE 2

Des intrus sont placés au sein du tableau.



Avec intrus.

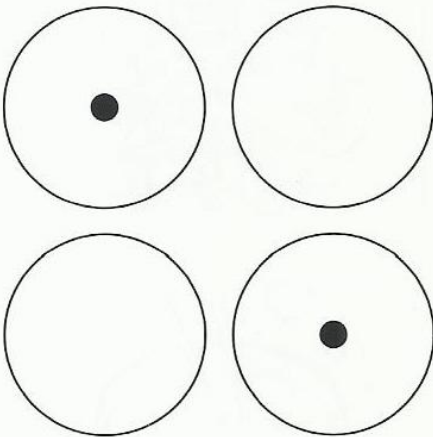


Sans intrus.

Les ronds à placer devant votre enfant comme sur le modèle


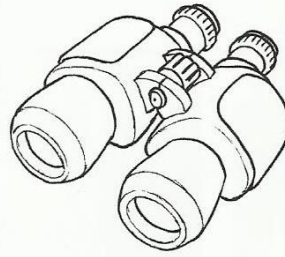

### ÉTAPES 1 ET 2

Étiquettes rondes et à placer dans un tableau à 2 colonnes.



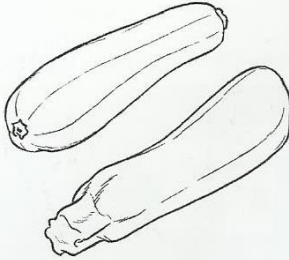
ÉTAPE 1 LOCALISATION DU PHONÈME J [ʒ]

judo - journal





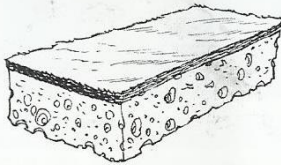
jumelles - pigeon

courgettes - jardin



bougie - jouets

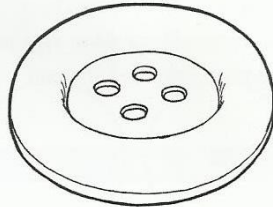

éponge - nuage



grafe - orange

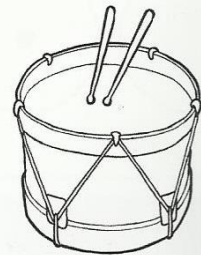
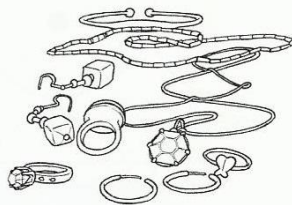
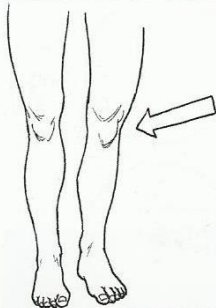
ÉTAPE 2 LOCALISATION DU PHONÈME OU [u]

oursin - bouton



bouchon - poupée

genou - bijoux



hibou - tambour