

Date: \_\_\_\_\_

Prénom: \_\_\_\_\_


Range les étiquettes au bon endroit dans le tableau.

[k]	[g]

k/g



k/g




k/g



k/g



k/g



k/g



k/g



k/g



k/g



k/g



k/g



k/g



k/g



k/g



k/g



k/g



k/g



k/g



k/g




k/g



Date: \_\_\_\_\_

Prénom: \_\_\_\_\_


Ecris [k] ou [g] en fonction de ce que tu entends.



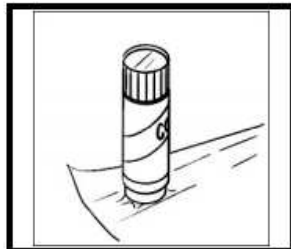
Date: \_\_\_\_\_

Prénom: \_\_\_\_\_


1- Colorie la syllabe qui commence chaque mot.



go ca ga co




go gu co cu




gu ca ga cu



gu cu ca ga



ga co ca go



ca gu ga cu



ca co ga go

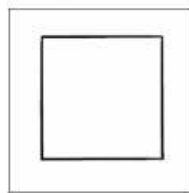


gu go co cu

2- Complète les mots avec la bonne syllabe.



ra ge



ré




ci rette



es lier



cho lat



na pé



é reuil



lé me