

Règles du jeu :

Distribuer toutes les cartes « images ».




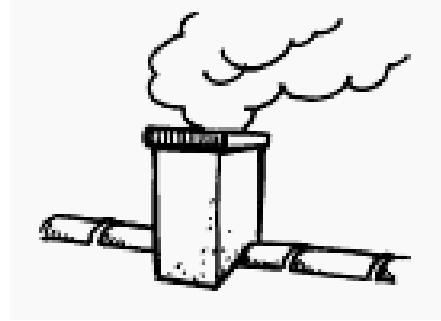


Les cartes « syllabes » forment un tas.

1) Un élève tire une carte « syllabe ».





S'il possède une carte « image » qui correspond à cette syllabe (attention à l'emplacement), il forme une paire et les pose devant lui. Si non, il repose la carte « syllabe » sous le tas et passe son tour.











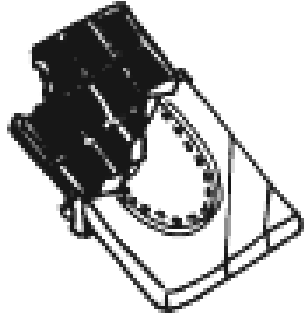


2) On retourne une carte « syllabe », tous les élèves qui ont une carte « image » contenant ce son peuvent se défausser de cette carte.





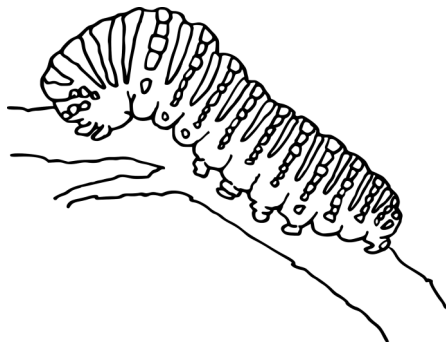






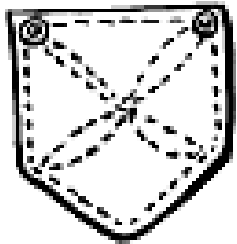
But du jeu : ne plus avoir de cartes « images » entre les mains.














中文









chu

chu

chu

che

che

che

che

che

che

che

che

che

che

che

che

che

che

chi

chi

chi

cha

cha

cha

cha

cha

cha

cho

cho

cho

cho

cho

cho