



ra . . . . .

re . . . . .

ru . . . . .

ry . . . . .

ré . . . . .

ro . . . . .

ri . . . . .



la . . . . .

le . . . . .

lu . . . . .

ly . . . . .

lé . . . . .

lo . . . . .

li . . . . .



ja . . . . .

je . . . . .

ju . . . . .

je . . . . .

je . . . . .

je . . . . .

je . . . . .



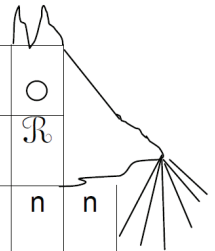
i	j	j	j	j	j	j	j	i	i
l	j	j	j	j	j	j	j	i	i
l	l	l	l	j	j	i	i	l	L
l	J	l	l	j	j	l	l	t	T
J	j	j	j	j	j	j	j	t	J
i	j	j	j	j	j	j	j	i	i



r, r, R, R



z	n	u	p	r	r	r	R	r	R	r	o	R
e	e	e	R	o	o	e	e	e	e	e	R	R
d	r	r	r	r	r	r	R	r	R	r	n	n
r	n	n	n	r	B	r	B	r	B	r	n	g
r	u	u	u	n	n	u	B	B	B	n	p	n
	r	R	r	r	r	n	n	n	B	g	g	

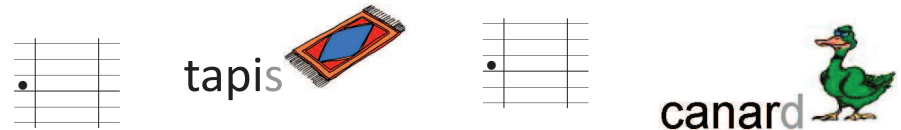


s, r, m, f



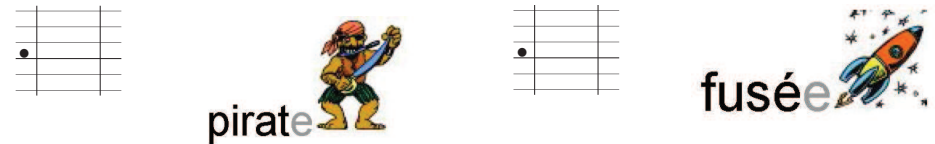
Handwriting practice lines for the words corresponding to the illustrations above.

le / la



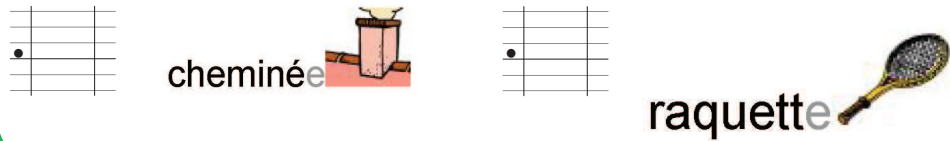
tapis

canard



pirate

fusée



cheminée

raquette

Handwriting practice lines for the letter 'L'.

L

Léa

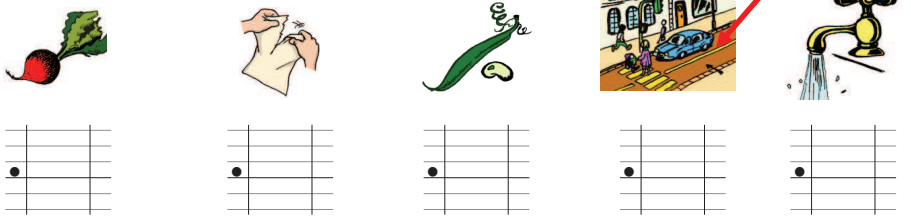
Lily

Lilas

Larry

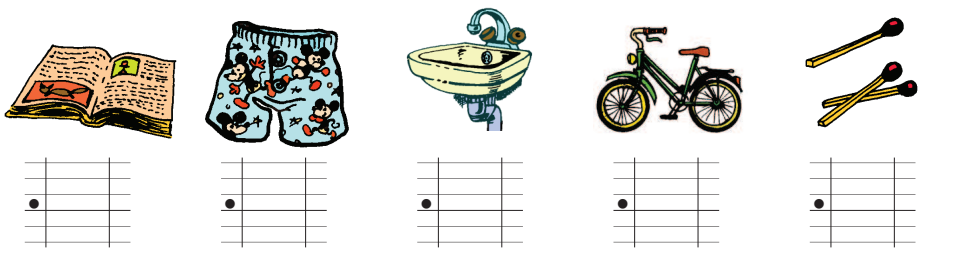
Lulu la mule a mal.

ra, ro, ré, ru, ri, re




Handwriting practice lines for the words: ra, ro, ré, ru, ri, re.

la, lo, lu, lé, li, le



Handwriting practice lines for the words: la, lo, lu, lé, li, le.


ja, jo, ju,



Handwriting practice lines for the words: ja, jo, ju.



• jumelles




• fumée



• morue




• lilas










• momie



• rat

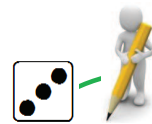


jumelles - fumée- rat -  
lilas - morue - momie



le / la

	lit		fée		sirop
	morue		rat		rue
	fumée				



Rémi a remué.

R

Lilas a filé.

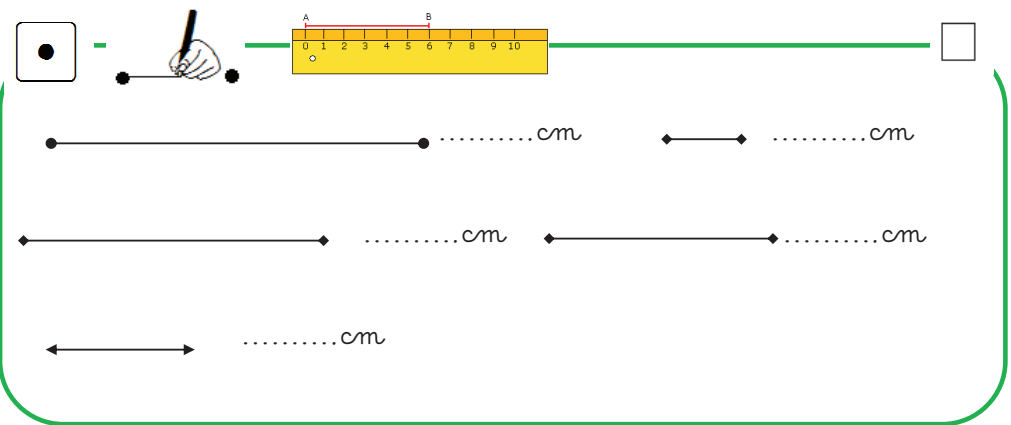
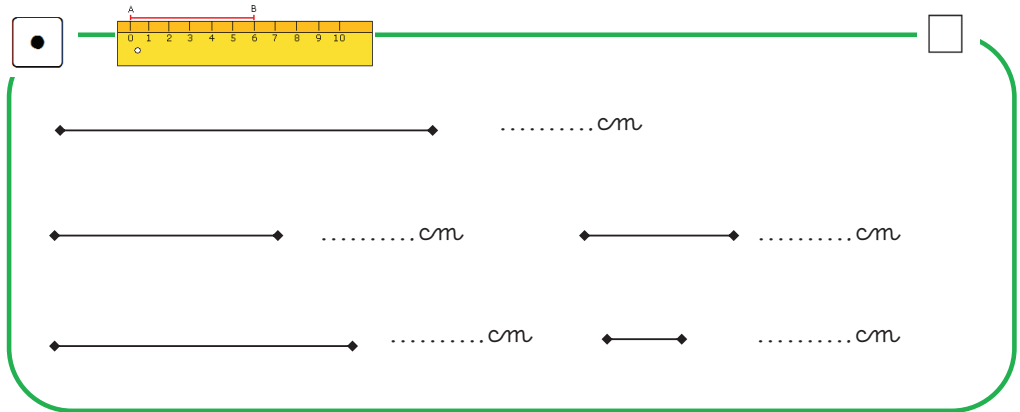
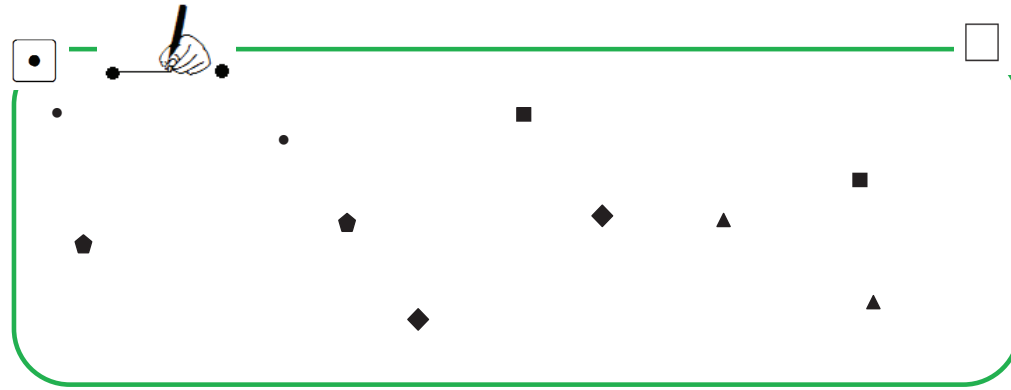
Marie a lu la jolie fée.

M





3	
4	
2	
5	
1	
6	



# Plan de travail CP 3



- ..... cm + ..... cm = ..... cm
- ..... cm + ..... cm = ..... cm
- ..... cm + ..... cm = ..... cm
- ..... cm + ..... cm = ..... cm
- ..... cm + ..... cm = ..... cm
- ..... cm + ..... cm + ..... cm = ..... cm



..... - ..... = .....      ..... + ..... = .....



..... - ..... = .....      ..... + ..... = .....




# Plan de travail CP 3

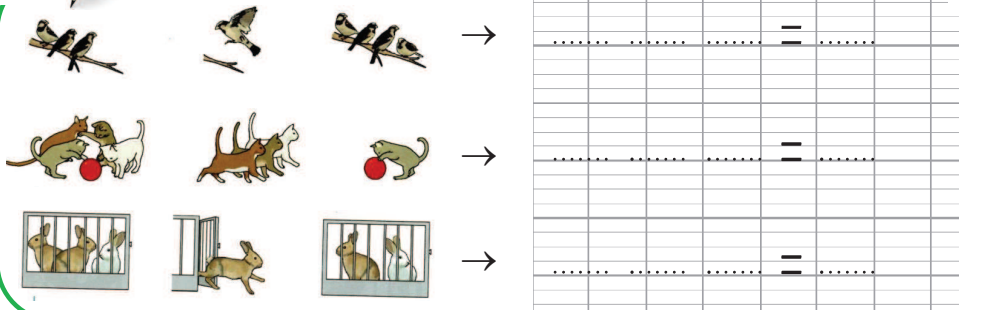




- 1      2      3      4      5
- jaune    rouge    orange    marron    vert






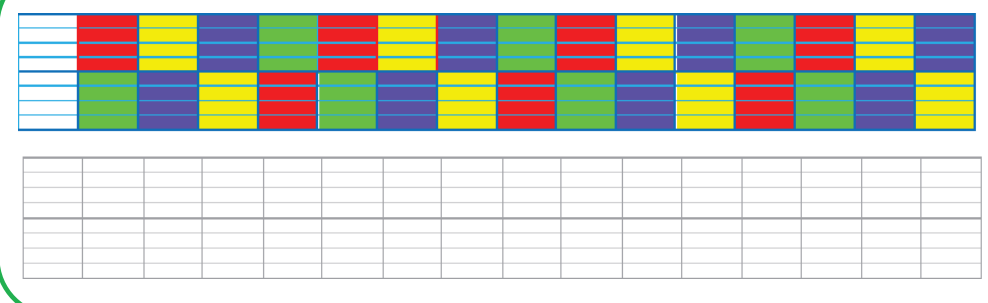
   compte



  compte

$4 - 1 + 3 = \dots$      $2 + 1 + 2 = \dots$      $4 + 0 - 2 = \dots$   
 $2 + 2 - 3 = \dots$      $3 + 2 - 4 = \dots$      $3 + 1 - 3 = \dots$   
 $3 - 1 - 1 = \dots$      $4 - 3 + 2 = \dots$      $1 + 3 - 4 = \dots$



Prénom: .....

Colorie les jours du plan au fur et à mesure :

3

- ①   ②   ③   ④  
 ⑤   ⑥   ⑦   ⑧