


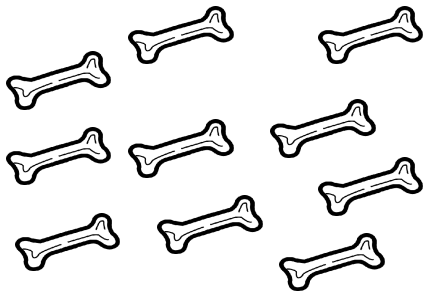











1 Classe les images selon le nombre d'objets:

8

9

10

1 Découpe les étiquettes et colle-les dans la bonne colonne



1 Écris le nombre d'objet. Entoure en rouge quand il y en a 10.



2 Complète avec le bon nombre d'objets. Entoure en rouge quand il y en a 10.



Colle autant de gommettes.

8

7

10

9

8

10

6

9

Entoure en rouge les groupes de 10, puis complète et écris la quantité.

12



10

2

13



11



12



15



14



12



13



Colle autant de gommettes et entoure les groupes de 10 .

11

13

10

14

15

12

11

15

1 Complète.

1	2	3	4	5	6	7	8	9	10	11	12	13	14	15
---	---	---	---	---	---	---	---	---	----	----	----	----	----	----

8	9			12
---	---	--	--	----

10	11			
----	----	--	--	--

7				11
---	--	--	--	----

9				
---	--	--	--	--

2 Compte et écris le total.

$2 + \begin{array}{c} \bullet \bullet \\ \bullet \bullet \end{array} = \underline{\quad}$

$4 + \begin{array}{c} \bullet \\ \bullet \bullet \end{array} = \underline{\quad}$

$6 + \begin{array}{c} \bullet \\ \bullet \end{array} = \underline{\quad}$

$3 + \begin{array}{c} \bullet \bullet \\ \bullet \bullet \end{array} = \underline{\quad}$

3 Colle autant de gommettes et entoure en rouge les groupes de 10 gommettes.

12

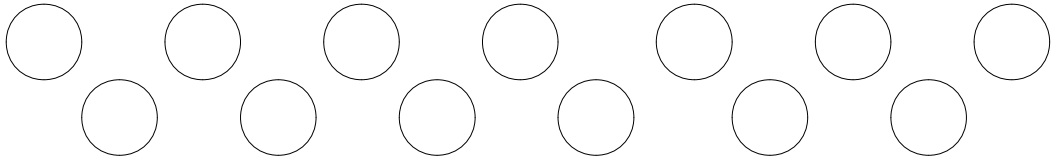
14

11

13

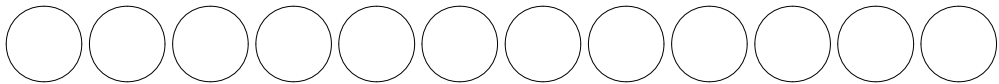
Complète et entoure les groupes de 10 .

11



14

15



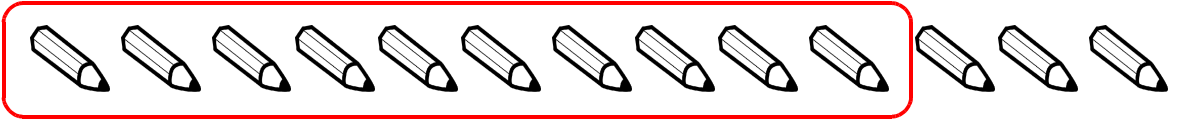
10

13



Entoure en rouge les groupes de 10, puis complète et écris la quantité.

13



10

3

14



17



16



13



18



15



19



Colle autant de gommettes et entoure les groupes de 10 .

13

19

10

15

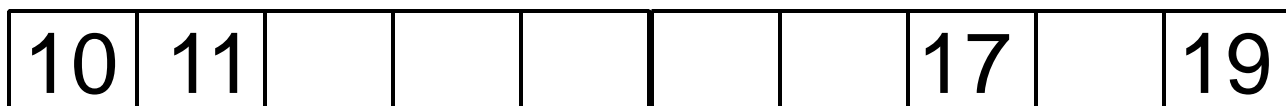
18

16

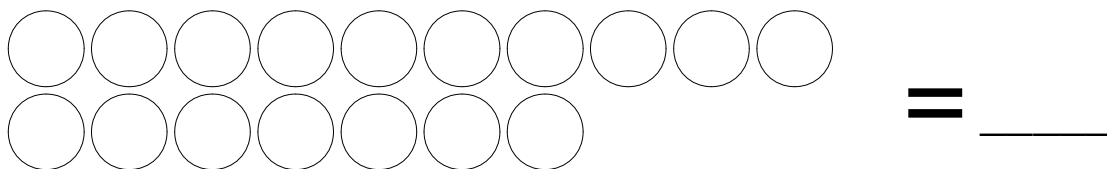

17

14

1 Complète.



2 Entoure ce qui fait 10 et écris le total.



3 Colle d'abord 10 gommettes, entoure-les, puis complète jusqu'au total demandé.

15

17


18

16



14

13

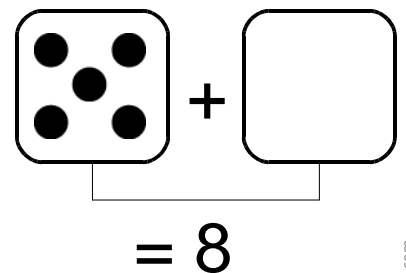
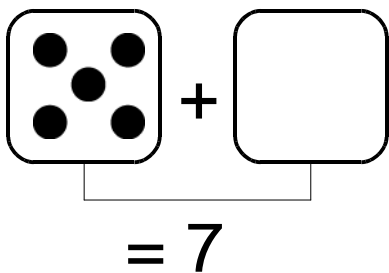
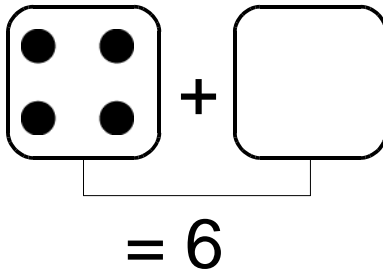
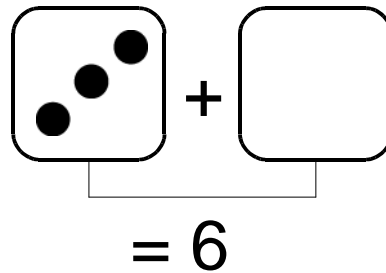
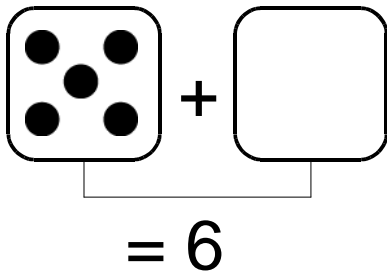
1 Complète.



2 Entoure ce qui fait 10, compte et écris le total.





3 Complète les dés pour former le total indiqué.



1 Complète.

10									
----	--	--	--	--	--	--	--	--	--

2 Entoure ce qui fait 10, compte et écris le total.



3 Colle d'abord 10 gommettes, entoure-les, puis complète jusqu'au total demandé.

16 =

15 =

17 =



19 =

18 =

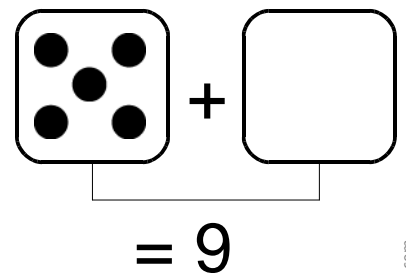
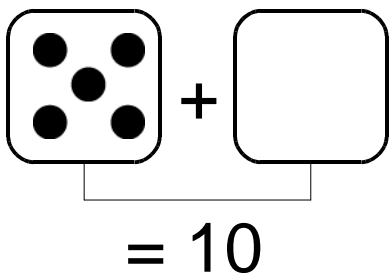
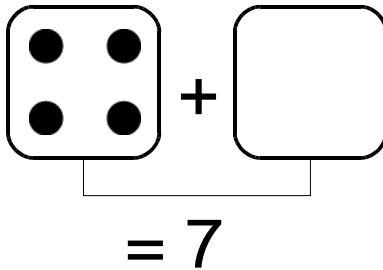
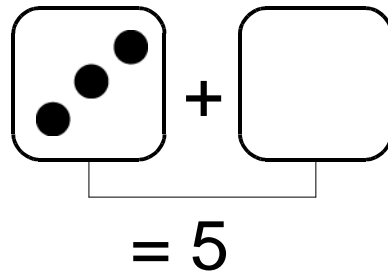
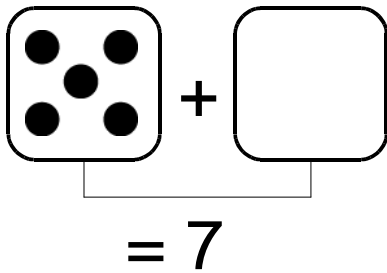
1 Complète.

10									
----	--	--	--	--	--	--	--	--	--

2 Entoure ce qui fait 10, compte et écris le total.



3 Complète les dés pour former le total indiqué.



1 Complète.

10	11			
----	----	--	--	--

14	15			
----	----	--	--	--

8				12
---	--	--	--	----

15				19
----	--	--	--	----

2 Compte et écris le total.

$3 + \begin{matrix} \bullet & \bullet \\ \bullet & \bullet \end{matrix} = \underline{\quad}$

$3 + \begin{matrix} \bullet \\ \bullet & \bullet \end{matrix} = \underline{\quad}$

$2 + \begin{matrix} \bullet \\ \bullet \end{matrix} = \underline{\quad}$

$4 + \begin{matrix} \bullet & \bullet \\ \bullet & \bullet \end{matrix} = \underline{\quad}$

3 Colle autant de gommettes et entoure en rouge les groupes de 10 gommettes.

19

17

16

18