




a

The image shows a cursive lowercase letter 'a' written in black ink on a set of handwriting lines. The lines consist of a top red line, two middle blue lines, and a bottom red line. The letter 'a' is positioned between the middle blue lines, with its top curve touching the upper blue line and its bottom curve touching the lower blue line. The letter has a small loop on the left side and a tail that curves to the right.



A

The image shows a cursive uppercase letter 'A' written in black ink on a set of handwriting lines. The lines consist of a top red line, two middle blue lines, and a bottom red line. The letter 'A' is positioned between the top red line and the bottom red line, with its peak touching the top red line and its base touching the bottom red line. The letter has a tall, narrow body with a horizontal crossbar and a decorative flourish on the right side.


l

R



c

l



d

D

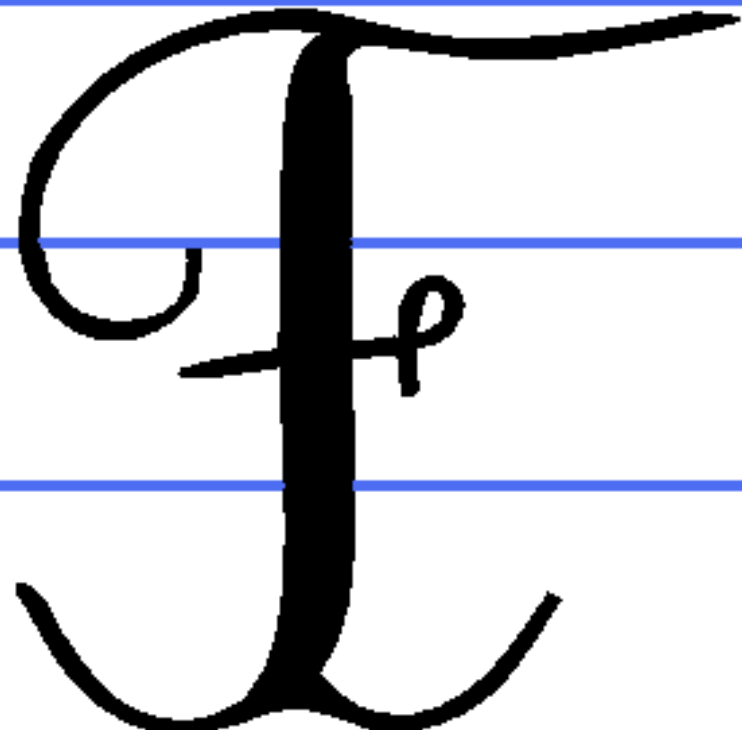


e


E




A cursive lowercase letter 'f' is shown on a set of handwriting lines. The letter is black and spans from the top blue line to the bottom blue line. It features a large loop at the top, a vertical stem, and a loop at the bottom. A small loop is visible on the left side of the stem. The top and bottom lines are red, while the middle lines are blue.



A cursive uppercase letter 'F' is shown on a set of handwriting lines. The letter is black and spans from the top blue line to the bottom red line. It features a large loop at the top, a vertical stem, and a loop at the bottom. A small loop is visible on the right side of the stem. The top and bottom lines are red, while the middle lines are blue.



A cursive lowercase letter 'g' is shown on a set of handwriting lines. The letter starts with a small loop at the top left, crosses the red baseline, and forms a loop at the bottom. The lines consist of a top red line, two middle blue lines, a bottom red baseline, and a bottom blue line.



A cursive lowercase letter 'g' is shown on a set of handwriting lines. This version features a large, high loop that reaches between the two middle blue lines. The letter crosses the red baseline and forms a loop at the bottom. The lines consist of a top red line, two middle blue lines, a bottom red baseline, and a bottom blue line.

h

H

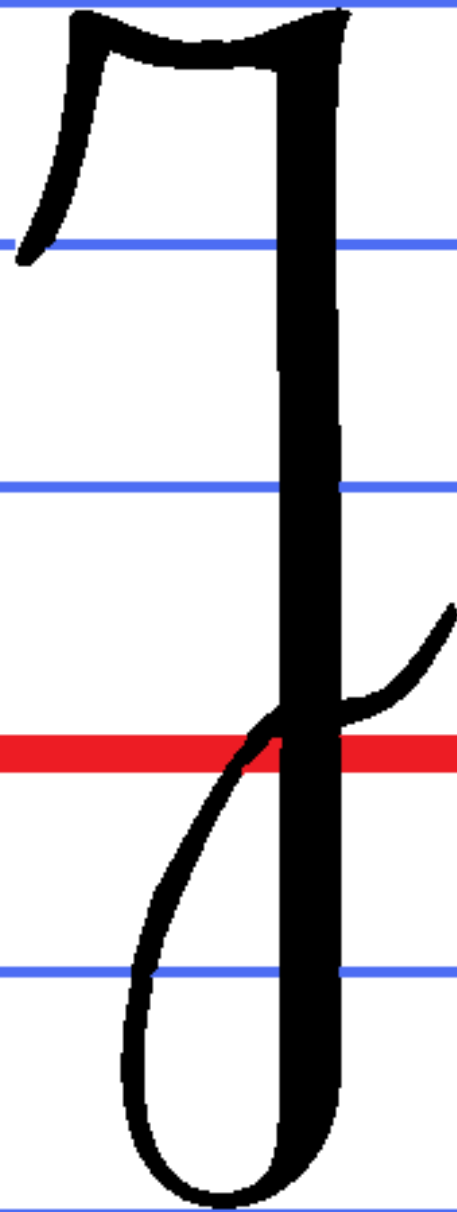


i

J



A cursive lowercase letter 'i' is shown on a set of handwriting lines. The letter starts with a solid black dot on the second blue line from the top. A vertical stem descends from the dot, crossing the red middle line and ending at the bottom blue line. A small loop on the left side of the stem crosses the red line. A short, upward-sloping tail stroke extends from the right side of the stem, crossing the red line.




A cursive uppercase letter 'J' is shown on a set of handwriting lines. The letter starts with a hook at the top blue line that curves to the left and then back to the right. A vertical stem descends from the hook, crossing the red middle line and ending at the bottom blue line. A small loop on the left side of the stem crosses the red line. A short, upward-sloping tail stroke extends from the right side of the stem, crossing the red line.

k k


K K



A cursive lowercase letter 'l' is shown on a set of handwriting lines. The letter starts with a small downward tick on the left side, curves to the right to form a loop that reaches the top blue line, then descends to the bottom red line and ends with a small upward tick on the right side.



A cursive uppercase letter 'L' is shown on a set of handwriting lines. The letter starts with a small downward tick on the left side, curves to the right to form a loop that reaches the top blue line, then descends to the bottom red line, forms a second loop that reaches the middle blue line, and ends with a small upward tick on the right side.




The image shows a handwriting practice sheet with a red top line, a red bottom line, and two blue middle lines. The letters 'm', 'M', and 'e' are written in a cursive style. The letter 'm' is positioned between the two blue lines. The letter 'M' is positioned between the top red line and the second blue line. The letter 'e' is positioned between the second blue line and the bottom red line.

m M e


m M



A cursive lowercase letter 'o' is shown on a set of handwriting lines. The letter is formed with a single stroke that starts at the bottom left, curves up and around to the right, and then loops back down to the bottom left. It is positioned between the middle blue line and the bottom red line.




A cursive uppercase letter 'O' is shown on a set of handwriting lines. The letter is formed with a single stroke that starts at the bottom left, curves up and around to the right, and then loops back down to the bottom left. It is positioned between the middle blue line and the bottom red line.



n

J





o

9

r

R



a

A cursive lowercase letter 'a' is shown on a set of handwriting lines. The letter starts with a diagonal stroke from the top-left to the middle of the line, then curves down and to the right, ending with a small loop at the bottom. The letter is positioned between the second and third blue lines from the top, with the top red line above and the bottom red line below.



L

A cursive uppercase letter 'L' is shown on a set of handwriting lines. The letter starts with a vertical stroke from the top to the bottom, then curves to the right and loops back up to the top, ending with a small loop at the bottom. The letter is positioned between the second and third blue lines from the top, with the top red line above and the bottom red line below.



t

l

u

u



Handwriting practice lines consisting of a red top line, a blue line, a blue line, a blue line, and a red bottom line.

v


W

Handwritten cursive letters 'w', 'n', and 'r' on a four-line grid. The letters are black and positioned between the second and third lines from the top. The 'w' is on the left, 'n' is in the middle, and 'r' is on the right. The grid consists of a top red line, two middle blue lines, and a bottom red line.



a

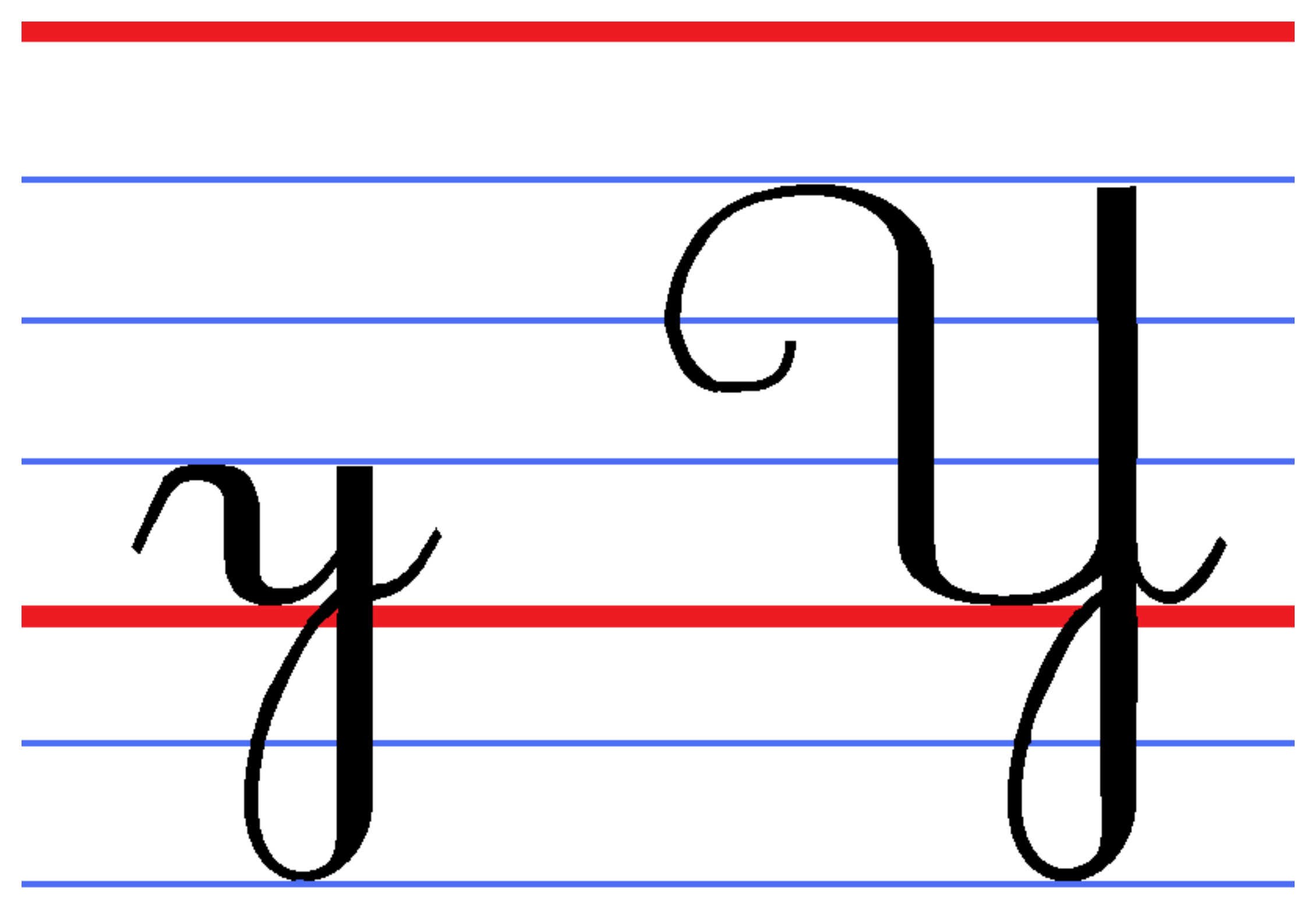
A cursive lowercase letter 'a' is shown on a set of handwriting lines. The letter starts with a downward stroke from the middle blue line, curves to the left, then loops back to the right, crossing itself, and finally curves down to the bottom red line.



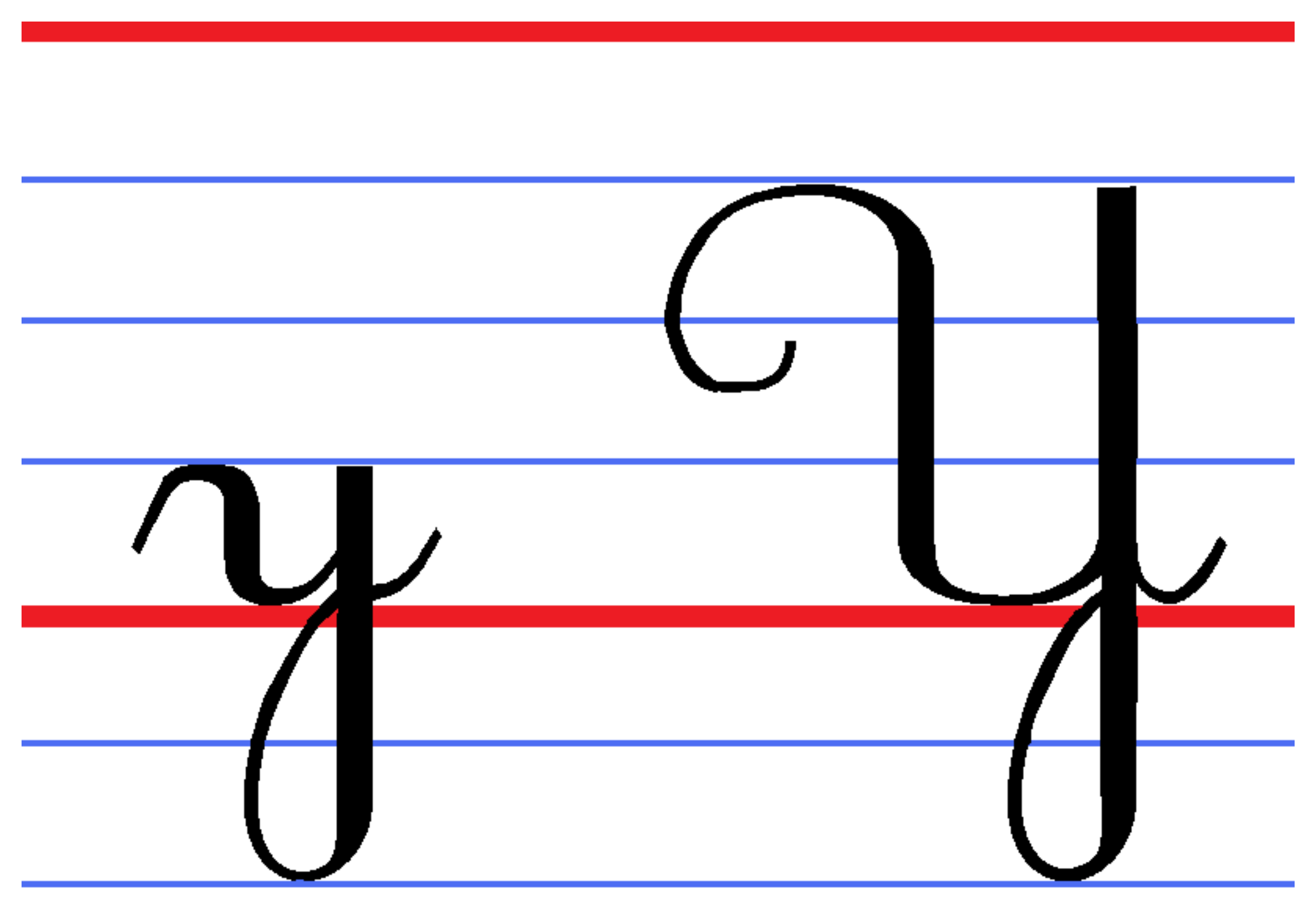
A

A cursive uppercase letter 'A' is shown on a set of handwriting lines. The letter starts with a downward stroke from the top blue line, loops to the left, then curves to the right, crossing itself, and finally curves down to the bottom red line.







Handwritten cursive letter 'y' on a set of handwriting lines. The letter starts with a small hook at the top left, descends to cross the red middle line, forms a loop at the bottom, and then ascends to cross the red middle line again before ending with a small hook at the top right.



Handwritten cursive letter 'y' on a set of handwriting lines. The letter starts with a large loop at the top left, descends to cross the red middle line, forms a loop at the bottom, and then ascends to cross the red middle line again before ending with a small hook at the top right.



A cursive lowercase letter 'g' is shown on a set of handwriting lines. The letter starts with a small hook at the top, descends to cross the red baseline, forms a loop below the baseline, and then ascends to cross the red baseline again. The lines consist of a top red line, two middle blue lines, and a bottom red line.



A cursive lowercase letter 'z' is shown on a set of handwriting lines. The letter starts with a sharp peak at the top, descends to cross the red baseline, forms a loop below the baseline, and then ascends to cross the red baseline again. The lines consist of a top red line, two middle blue lines, and a bottom red line.