



# SEPTEMBRE



Colorie puis dessine tes modèles :



MC






Tiaka  
Pâtes




Poly  
métrie



Hibiscus



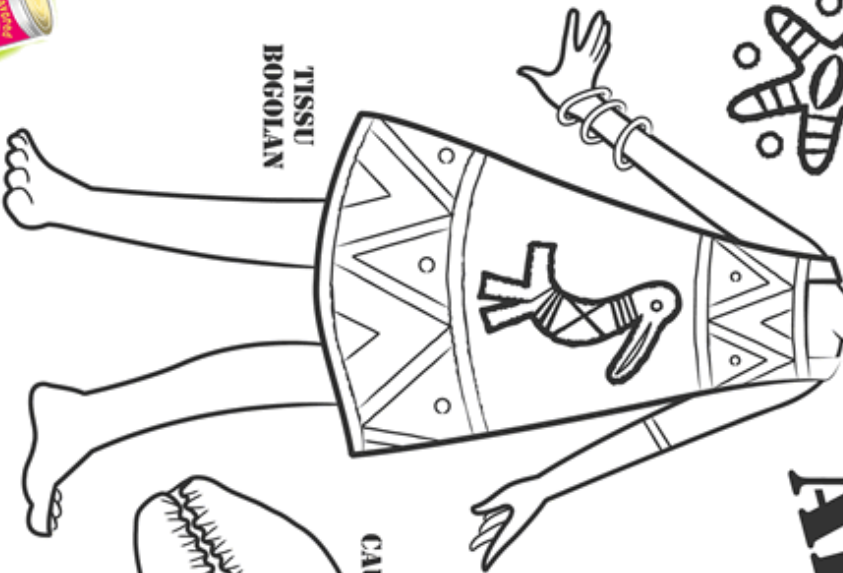
Hai  
Tiki  
Masque



Fleurs  
de Tiaki



TISSU  
BOGOLAN



AFRIQUE



CALBRA



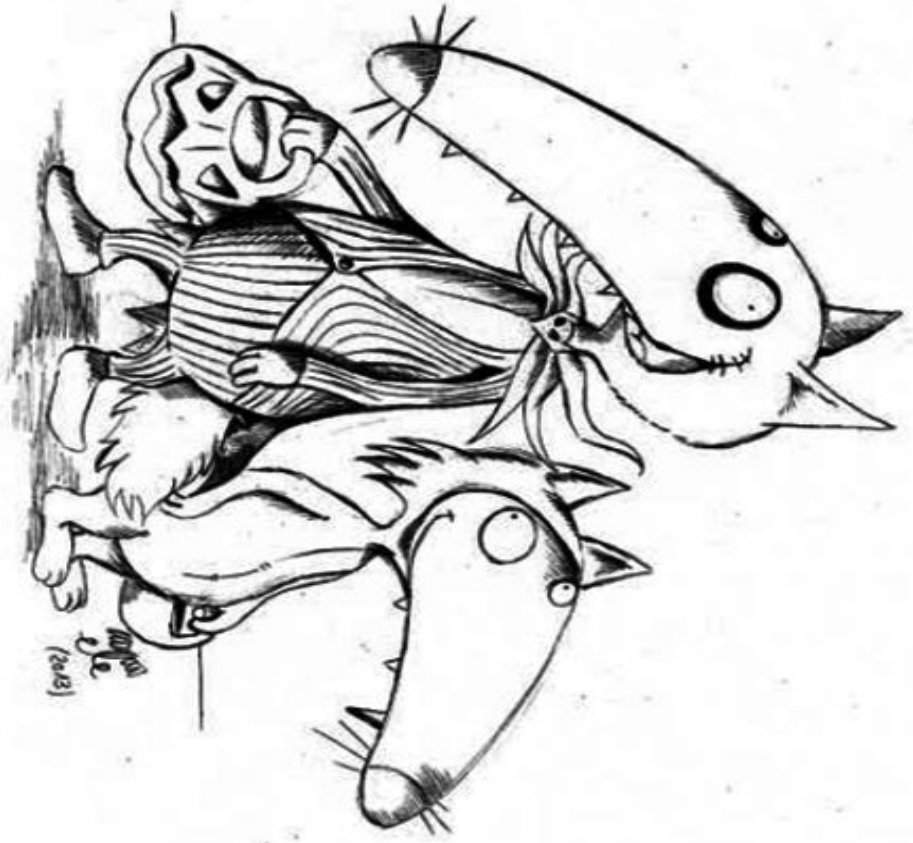
MASQUE  
IWELE



CAURI



# OCTOBRE



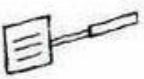
sopka



kupa



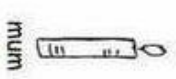
ampul




spatula




raptiye



mum



merdiven



raptiye



çamaşır mandalı



kek dilimi



kaşık



eldiven



diş fırçası



çorap

Calcule et colorie au fur et à mesure les parties du coloriage.

$8 + 9 = \dots$


$12 + 8 = \dots$

$10 + 6 = \dots$

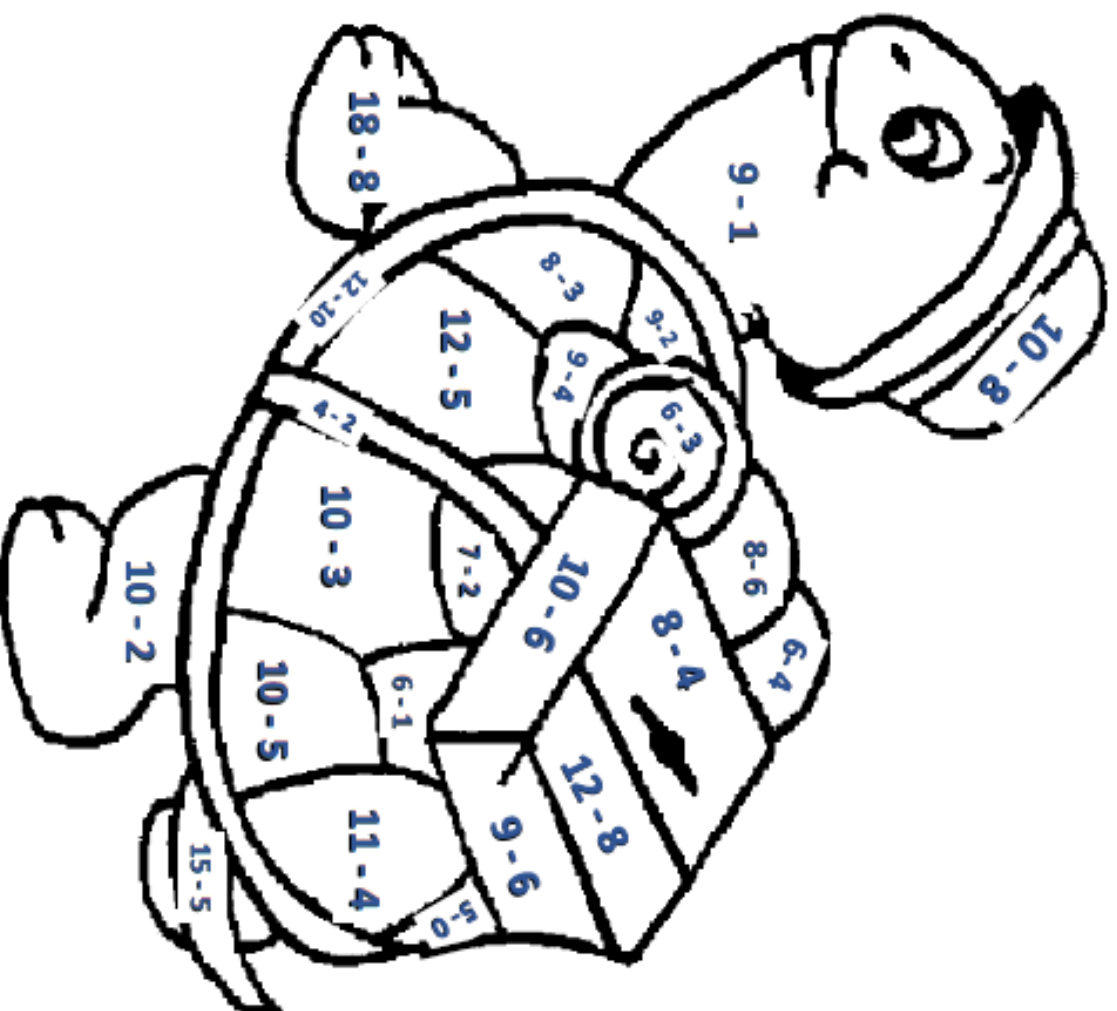
$5 + 6 = \dots$

$9 + 9 = \dots$

$4 + 10 = \dots$



Coloriage codé :



8 vert clair

4 rouge

5 marron

10 vert foncé

2 jaune

7 orange

3 bleu

# Mathématiques : tracé à la règle

Prénom : ..... Date : .....

